



CHINA TIANRUI GROUP CEMENT COMPANY LIMITED

中國天瑞集團水泥有限公司

(Incorporated in the Cayman Islands with limited liability)


Stock Code: 1252

Interim Report **2016**



Contents

Corporate Information	2
Financial Highlights	4
Management Discussion and Analysis	5
Disclosure of Interests	13
Corporate Governance and Other Important Information	17
Condensed Consolidated Statement of Comprehensive Income	19
Condensed Consolidated Statement of Financial Position	20
Condensed Consolidated Statement of Changes in Equity	22
Condensed Consolidated Statement of Cash Flows	23
Notes to Condensed Consolidated Financial Statements	24





Corporate Information

REGISTERED NAME OF THE COMPANY

China Tianrui Group Cement Company Limited

PLACE OF LISTING

The Stock Exchange of Hong Kong Limited

STOCK CODE

01252

CHAIRMAN AND NON-EXECUTIVE DIRECTOR

Mr. Li Liufa ("Chairman Li")

EXECUTIVE DIRECTORS

Mr. Xu Wuxue
Mr. Li Jiangming

NON-EXECUTIVE DIRECTORS

Mr. Li Heping
Mr. Yang Yongzheng

INDEPENDENT NON-EXECUTIVE DIRECTORS

Mr. Kong Xiangzhong
Mr. Wang Ping
Mr. Du Xiaotang

AUDIT COMMITTEE

Mr. Wang Ping (*Chairman*)
Mr. Kong Xiangzhong
Mr. Du Xiaotang

NOMINATION COMMITTEE

Mr. Kong Xiangzhong (*Chairman*)
Mr. Yang Yongzheng
Mr. Wang Ping

REMUNERATION COMMITTEE

Mr. Du Xiaotang (*Chairman*)
Mr. Xu Wuxue
Mr. Kong Xiangzhong

PRINCIPAL BANKERS

Bank of China, Henan Branch
Industrial and Commercial Bank of China, Henan Branch
China Construction Bank, Henan Branch
China Everbright Bank, Zhengzhou Branch
Huaxia Bank, Zhengzhou Branch
China Bohai Bank

REGISTERED OFFICE

Cricket Square
Hutchins Drive
PO Box 2681
Grand Cayman
KY1-1111
Cayman Islands

HEADQUARTERS AND PRINCIPAL PLACE OF BUSINESS IN THE PRC

No. 63 Guangcheng Road East
Ruzhou City
Henan Province
PRC

PLACE OF BUSINESS IN HONG KONG

Room 2005A, 20/F
Lippo Centre Tower 2
89 Queensway
Admiralty, Hong Kong



Corporate Information

COMPANY WEBSITE

<http://www.trcement.com>

JOINT COMPANY SECRETARIES

Mr. Yu Chunliang
Ms. Kwong Yin Ping Yvonne
Mr. Li Jiangming

AUTHORIZED REPRESENTATIVES

Ms. Kwong Yin Ping Yvonne
Mr. Li Jiangming

CAYMAN ISLANDS SHARE REGISTRAR AND SHARE TRANSFER AGENT

Codan Trust Company (Cayman) Limited
Cricket Square, Hutchins Drive
PO Box 2681, Grand Cayman
KY1-1111
Cayman Islands

AUDITORS

Deloitte Touche Tohmatsu
35th Floor, One Pacific Place
88 Queensway
Hong Kong

LEGAL ADVISERS

As to Hong Kong law

Junhe Law Offices
Suite 3701-10, 37/F, Jardine House
1 Connaught Place, Central
Hong Kong

As to PRC law

Commerce & Finance Law Offices
6th Floor, NCI Tower
A12 Jianguomenwai Avenue
Chaoyang District
Beijing 100022
PRC

HONG KONG SHARE REGISTRAR

Computershare Hong Kong Investor Services Limited
Shops 1712-1716, 17th Floor
Hopewell Centre
183 Queen's Road East
Wanchai
Hong Kong

INVESTORS AND MEDIA RELATIONS ADVISOR

PRChina Limited
Room 301, 3/F
Hing Yip Commercial Centre
280 Des Voeux Road Central
Hong Kong



Financial Highlights

	For the six months ended 30 June	
	2016 RMB'000	2015 RMB'000
Revenue	3,095,494	3,480,143
Gross profit	776,065	838,894
Gross profit margin	25.1%	24.1%
Profit	162,874	230,746
EBITDA	987,432	1,086,037
Profit attributable to owners of the Company	178,050	245,811
Basic earnings per share (RMB)	0.07	0.10

	As at	
	30 June 2016 RMB'000	31 December 2015 RMB'000
Total assets	24,625,114	27,090,642
Total liabilities	17,044,179	19,672,581
Equity attributable to owners of the Company	7,648,333	7,470,283



Management Discussion and Analysis

BUSINESS REVIEW

In the first half of 2016, economic growth in China further slowed down. Cement prices continued the trend in the second half of 2015, until it marked the bottom in February 2016 and turned around afterwards. Notwithstanding the above, the average cement prices in the first half of 2016 still lagged behind that of the corresponding period of the previous year. As a result of the implementation of a series of growth stabilizing policies, there has been increase and improvement in the infrastructure and property development investment, the related national cement output increased by 3.2% as compared to the corresponding period of the previous year.

Given the latest circumstances, the Group, after due consideration of trends and conditions, made timely adjustments to its operating strategies. While maintaining energy saving and consumption reduction and reducing purchasing cost, the Group fully leveraged on the edges of production capacity to increase the output and sales volume of cement and to decrease the apportionment costs of fixed asset per unit cement product. This in turn provided powerful support to reduce the unit cost of cement and strengthened the market share and the destined market position of the Group.

- In the first half of 2016, impacted by the overall price of the cement market, as the average selling price of the Group's cement decreased by approximately 9.3% over the same period last year, our sales gross profit margin was 25.1%, representing an increase of 1.0 ppt from 24.1% of the same period last year.
- According to the website of Digital Cement (數字水泥), in the first half of 2016, cement output across Henan province increased by approximately 2.6% year-on-year to approximately 78.5 million tonnes. On the other hand, in the first half of 2016, the Group produced approximately 12.3 million tonnes of cement in Henan region, representing an increase of approximately 7.3% as compared to the same period of 2015.

- According to the website of Digital Cement (數字水泥), in the first half of 2016, cement output across Liaoning province was approximately 19.4 million tonnes, representing a decrease of approximately 0.5% year-on-year. On the other hand, in the first half of 2016, the Group produced approximately 3.1 million tonnes of cement in Liaoning region, representing an increase of approximately 1.3% as compared to the same period of 2015.

In the first half of 2016, 0.7 million tonnes of clinker was sold externally, representing a decrease of 0.7 million tonnes from the sales of 1.4 million tonnes in the same period of 2015. During the same period, more clinker produced by us was utilised to satisfy our internal demand for cement production.

We recorded revenue of RMB3,095.5 million for the first half of 2016, representing a decrease of RMB384.6 million or 11.1% as compared with the same period of 2015. The average selling price of our cement products was RMB195.2 per tonne, representing a decrease of RMB19.9 per tonne over the same period last year. Despite this, as we have effective implementation of various output maintaining and efficiency enhancing measures, we increased our gross profit margin from 24.1% in the same period of 2015 to 25.1% in the same period of 2016.

In the first half of 2016, we did not make new acquisition or purchase shares of any enterprises.



Management Discussion and Analysis

BUSINESS ENVIRONMENT

The Chinese government continued to implement a series of measures, including the acceleration of approvals for infrastructure projects, promotion of the PPP cooperation model (公共私营合作制), and reduction in the deposit reserve requirement ratios for various types of financial institutions to maintain a steady economic growth. According to the National Bureau of Statistics, GDP in the first half of 2016 increased by 6.7% comparing to that of the corresponding period last year, which was basically in line with the steady maintenance target of the Chinese government, and the economic development also remained within a reasonable range.

In the first half of 2016, China's fixed asset investments ("FAI") (excluding rural households) amounted to approximately RMB25.8 trillion, representing a decrease in investment growth from 11.4% in the same period of last year to 9.0%. Among this, investment in infrastructure (excluding production and supply of electricity, heat, gas and water) increased by 20.9%, representing an increase of 1.8 ppt over the growth rate in the same period of 2015. Investment in property development nationwide increased by 6.1%, 1.5 ppt lower than the growth rate in the same period of 2015.

According to the Bureau of Statistics of relevant provinces or regions, in the first half of 2016, Henan, Liaoning, Anhui and Tianjin, the regions where we operate, recorded GDP growth of 8.0%, -1.0%, 8.6% and 9.2% year-on-year respectively. Meanwhile, the FAI (excluding rural households) in Henan, Liaoning, Anhui and Tianjin increased by 12.6%, decreased by 58.1%, increased by 11.5% and increased by 12.1% respectively over the same period of 2015. In the same period of 2015, GDP growth rate of the four regions amounted to 7.8%, 2.6%, 8.6% and 9.4% on year-to-year basis, respectively. The figures indicated that in the first half of 2016, the lower FAI growth in Liaoning region in which the Group operates resulted in slower economic growth in the region. However, higher FAI growth in other regions in which we operate caused economic growth in the corresponding regions to come in higher than the national level.

CEMENT INDUSTRY

According to the website of Digital Cement (數字水泥), in the first half of 2016, cement output in China amounted to approximately 1.11 billion tonnes, representing an increase of 3.2% over the same period of 2015; total profit of the industry reached approximately RMB9.55 billion, representing a decrease of approximately 26.6% over last year. The significant drop in total profit was mainly due to a relatively large decrease of the average transaction price over the same period last year. In the first half of 2016, cement output in Henan, the second largest province in China in terms of cement production, reached approximately 78.5 million tonnes, representing a year-on-year increase of approximately 2.6%. Cement output in Liaoning was approximately 19.4 million tonnes in the first half of 2016, representing a year-on-year decrease of approximately 0.5% over the same period of 2015. In the first half of 2016, cement output in Anhui and Tianjin increased by approximately 2.2% and 2.2% year-on-year, respectively.

According to the website of Digital Cement (數字水泥), 8 new clinker production lines commenced operation in the first half of 2016, which increased the clinker production capacity by approximately 10.9 million tonnes per annum. Compared to the approximately 20.9 million tonnes of newly-added clinker production capacity in the same period of 2015, the growth rate decreased by approximately 47.8%. The newly-initiated production capacity are all located in southern provinces, which include: 3 in Hubei, 3 in the region of Guangdong and Guangxi, 1 in each of Yunnan and Guizhou.



Management Discussion and Analysis

As the policy on the cement industry in China focuses primarily on the optimization of resources allocation and the maintenance of sustainable growth of the cement industry, the key tasks for the development of the cement industry going forward will lie in the stringent control of new capacity, elimination of obsolete capacity, and energy saving and emission reduction. The elimination of obsolete capacity and stricter approval on new capacity will improve demand and supply dynamics, resulting in a better business environment of the cement industry. Meanwhile, the Chinese government has been strongly supporting large and efficient cement enterprises and encouraging consolidation of the cement industry. With the Chinese government's encouragement and promotion, mergers and acquisitions led by major cement producers are expected to accelerate the consolidation of the cement industry.

FINANCIAL REVIEW

Revenue

For the first half of 2016, our total revenue was approximately RMB3,095.5 million, representing a year-on-year decrease of RMB384.6 million or 11.1% over the same period of 2015. The cement segment recorded revenue of approximately RMB2,985.6 million in the Reporting Period, representing a year-on-year decrease of RMB223.3 million or 7.0% over the same period of 2015. Sales revenue of our clinker products amounted to RMB109.9 million, representing a year-on-year decrease of RMB161.3 million or 59.5% over the same period of 2015. In other words, 96.5% of our total revenue was generated from the sales of cement and 3.5% was from the sales of clinker. In the first half of 2015, the corresponding figures were 92.2% and 7.8%.

In the first half of 2016, we sold 15.3 million tonnes of cement, representing an increase of 0.4 million tonnes of cement sales over the same period of 2015 or a 2.7% increase year-on-year. The average selling price of cement decreased by RMB19.9 per tonne from the same period of 2015. Furthermore, we sold 0.7 million tonnes of clinker in the first half of 2016, representing a sales decrease of 0.7 million tonnes over the same period of 2015 or a 50% drop year-on-year. The increase in sales volume of cement products was primarily due to the expansion in infrastructure and property investment in Henan where the Group operates, and the adjustment to the Group's operation strategy to take full advantage of its production capacity.

In Henan and Anhui, we sold 12.3 million tonnes of cement, increasing by 1.7% year-on-year. In Liaoning and Tianjin, we sold 3.0 million tonnes of cement, representing a year-on-year increase of 7.1%.

Cost of Sales

In the first half of 2016, we continued our efforts in reducing unit production costs of cement and clinker by leveraging economies of scale and through centralized procurement. As a result, our unit production cost of cement further reduced. During the Reporting Period, our cost of sales was approximately RMB2,319.4 million, a year-on-year decrease of RMB321.8 million or 12.2% over the first half of 2015, mainly due to the decreases in bulk purchase prices of raw materials for the production of cement and clinker.

Our cost of sales mainly consists of the costs of raw materials, coal and electricity. In the first half of 2016, our costs of raw materials, coal and electricity as a percentage of cost of sales were 39.1% (2015: 40.1%), 23.5% (2015: 26.8%) and 21.4% (2015: 19.0%), respectively. During the Reporting Period, our costs of raw materials, coal and electricity for the production of cement per tonne were RMB56.8 (2015: RMB66.5), RMB34.1 (2015: RMB43.4) and RMB31.0 (2015: RMB30.8) respectively, representing decreases of RMB9.7 and RMB9.3 and an increase of RMB0.2 respectively over the same period of 2015.



Management Discussion and Analysis

Gross Profit and Gross Profit Margin

Our gross profit was approximately RMB776.1 million in the half year ended 30 June 2016, representing a decrease of RMB62.8 million or 7.5% from approximately RMB838.9 million in the same period of last year. Our gross profit margin increased to approximately 25.1% in the first half of 2016 from 24.1% in the same period of 2015. The increase in gross profit margin was primarily due to the further reduction in cost of sales through centralized procurement.

Other Income and Other Gains and Losses

Other income was approximately RMB195.7 million in the first half of 2016, representing a decrease of RMB5.9 million or 2.9% from approximately RMB201.6 million in the same period of 2015. The decrease was primarily due to the setting-off of the increases in interest income on bank deposits and revenue attributable to sales and the decreases in income from value-added tax refund and other income.

Selling and Distribution Expenses

Our selling and distribution expenses were approximately RMB141.8 million in the first half of 2016, representing a decrease of RMB5.7 million or 3.9% from approximately RMB147.5 million in the first half of 2015. The decrease was primarily due to the decreases in packaging expenses, transportation costs and other distribution costs as a result of the decrease in our package cement sales volume.

Administrative Expenses

Administrative expenses were approximately RMB171.2 million in the half year ended 30 June 2016, representing an increase of RMB25 million or 17.1% from approximately RMB146.2 million in the half year ended 30 June 2015. The increase in administrative expenses was mainly due to the increase in the staff and administrative costs of the Company in the first half of this year.

Finance Costs

Finance costs were approximately RMB416.3 million in the first half of 2016, representing a decrease of RMB7.9 million or 1.9% from RMB424.2 million in the first half of 2015. The decrease was primarily attributable to the decrease in interest rate for borrowings and debentures.

Profit before Tax

As a result of the foregoing, our profit before tax was approximately RMB222.4 million in the first half of 2016, representing a decrease of approximately RMB93.3 million or approximately 29.6% from approximately RMB315.7 million in the first half of 2015.

Income Tax Expenses

Our income tax expenses were approximately RMB59.6 million in the first half of 2016, representing a decrease of RMB25.4 million or 29.9% from approximately RMB85.0 million in the first half of 2015, which was mainly due to the decrease in profit before tax.

Profit Attributable to Owners of the Company and Net Profit Margin

As a result of the foregoing, our profit attributable to owners of the Company in the first six months of 2016 was approximately RMB178.0 million, representing a decrease of RMB67.8 million or 27.6% from approximately RMB245.8 million in the first six months of 2015. Net profit margin was 5.3% in the first six months of 2016, representing a decrease of 1.3% from the same period of 2015.



Management Discussion and Analysis

FINANCIAL AND LIQUIDITY POSITION

Trade and Other Receivables

Trade and other receivables decreased from RMB3,170.1 million as at 31 December 2015 to RMB2,539.5 million as at 30 June 2016, mainly due to the decreases in bills receivables and advance to suppliers.

Inventories

Inventories decreased from RMB832.2 million as at 31 December 2015 to RMB582.6 million as at 30 June 2016, primarily due to the reduction in the inventory balance as a result of the decrease in inventory procurement cost in the first six months of 2016.

Cash and Cash Equivalents

Cash and bank balance increased from RMB722.3 million as at 31 December 2015 to RMB747.9 million as at 30 June 2016, primarily due to the increase in cash inflows from operations during the Reporting Period.

Trade and Other Payables

Trade and other payables decreased from RMB4,112.9 million as at 31 December 2015 to RMB3,807.2 million as at 30 June 2016, mainly due to the shortening of payment settling cycles of some of our major suppliers by the Group to obtain lower purchase prices in the first half of 2016.

Borrowings

Total borrowings and bonds (including corporate bonds) of the Group was approximately RMB12,800.0 million as at 30 June 2016, a decrease of approximately RMB2,223.2 million from RMB15,023.2 million as at 31 December 2015. Borrowings due within one year and short-term bonds (including mid-term bonds due within one year) decreased from RMB9,426.4 million as at 31 December 2015 to RMB7,251.7 million as at 30 June 2016. Borrowings due after one year (including mid-term, long-term bonds and corporate bonds) decreased from RMB5,596.8 million as at 31 December 2015 to RMB5,548.3 million as at 30 June 2016. Approximately RMB5,412.0 million was debts at fixed rate due within one year.

The Group has been repaying the debts in accordance with the terms of the loan agreement. As at 30 June 2016, we had unutilized banking facilities of approximately RMB1,485.5 million.

Principal Sources of Liquidity

The Group's principal sources of liquidity have historically been cash generated from operations and borrowings or debts from banks and others. We have historically used cash from such sources for working capital, production facility expansions, other capital expenditures and debt service requirements. We anticipate these uses will continue to be our principal uses of cash in the future. We expect our cash flow will be sufficient to fund our ongoing business requirements. Meanwhile, we have decided to further broaden our financing channel to improve our capital structure.



Management Discussion and Analysis

GEARING RATIO, CURRENT RATIO, QUICK RATIO, DEBT EQUITY RATIO

As at 30 June 2016, our gearing ratio was 69.2%, representing a decrease of 3.4% from 72.6% as at 31 December 2015. As at 30 June 2016, our current ratio was 0.7, largely the same level of 0.7 as at 31 December 2015; our quick ratio was 0.7, largely the same level of 0.7 as at 31 December 2015; our debt equity ratio was 2.3, representing a decrease of 0.4 from 2.7 as at 31 December 2015.

Notes:

1. Gearing ratio = total liabilities/total assets X 100%
2. Current ratio = current assets/current liabilities
3. Quick ratio = (current assets – inventory)/current liabilities
4. Debt equity ratio = Total liabilities/equity interests, of which equity interests include minority interests or non-controlling interests

NET GEARING RATIO

As at 30 June 2016, our net gearing ratio was 104.4%, representing a decrease of 2.3% from 106.7% as at 31 December 2015. Net gearing ratio is calculated by dividing net debts by equity attributable to owners of the Company.

CAPITAL EXPENDITURE AND CAPITAL COMMITMENT

Capital expenditure during the first half of 2016 was approximately RMB91.8 million (for the first half of 2015: approximately RMB329.8 million) and capital commitment as at 30 June 2016 was approximately RMB426.3 million (as at 31 December 2015: approximately RMB458.3 million). Both capital expenditure and capital commitment were mainly related to the acquisition of business, the construction of production facilities and the acquisition of buildings, plant and machinery, motor vehicles, office equipment, construction in progress and mining rights. The Group funded capital expenditure by cash generated from operations and bank and other borrowings.

PLEDGE OF ASSETS

As at 30 June 2016, the carrying amount of assets of the Group pledged to secure bank borrowings amounted to approximately RMB1,851.3 million (as at 31 December 2015: approximately RMB2,028.2 million).

CONTINGENT LIABILITIES

As at 30 June 2016, other than the contingent liabilities arising from the provision of guarantee to third parties and connected parties amounting to approximately RMB1,182.0 million (31 December 2015: RMB1,522.0 million), we did not have other contingent liabilities. The guarantees provided to the connected party have been provided pursuant to Tianrui Cement Guarantees, the details of which are set out in the section headed “Continuing connected transactions and connected transactions — (b) Mutual Guarantees” herein. Capitalised terms used in this paragraph shall have the same meanings as those defined in the circular of the Company dated 30 October 2015.



Management Discussion and Analysis

SIGNIFICANT INVESTMENTS, ACQUISITION OR DISPOSAL

In the first half of 2016, the Group did not make any significant investments, acquisition or disposal.

MATERIAL LITIGATION

During the six-month period ended 30 June 2016, the Group was not involved in any material litigation or arbitration. To the best of the Directors' knowledge and belief, there is no outstanding or pending litigation or claim of material importance against the Group.

MARKET RISKS

Exchange Rate Risk

For the six-month period ended 30 June 2016 and the foreseeable subsequent period, the Group believes that the impact of exchange rate risk on the Group was and will be minimal, mainly because substantially all of our businesses are in mainland China, save for minimum foreign exchange risk in payment of external intermediary costs.

Interest Rate Risk

We are exposed to interest rate risk resulting from our long-term and short-term borrowings. We review our borrowings regularly to monitor our interest rate risk exposure, and will consider hedging significant interest rate exposure when necessary. As our exposure to interest rate risk relates primarily to our interest-bearing bank loans, our policy is to keep our borrowings at variable rates so as to minimize fair value interest rate risk, and to manage our interest rate risk exposure from all of our interest-bearing loans through the use of a mix of fixed and variable rates.

Liquidity Risk

We have established an appropriate liquidity risk management system of our short, medium and long-term funding and liquidity management requirements. We manage the liquidity risk by monitoring and maintaining a level of cash and cash equivalents deemed adequate by our management to finance our operations and mitigate the effects of fluctuations in (both actual and forecast) cash flows. Our management also monitors the utilization of bank borrowings and ensures compliance with loan covenants.

EMPLOYEES AND REMUNERATION POLICY

As at 30 June 2016, the Group had 8,546 employees (as at 31 December 2015: 8,398). As at 30 June 2016, staff costs (including remuneration) was approximately RMB196.2 million (for the same period of 2015: approximately RMB190.6 million). The remuneration policies, bonus and training programs for employees of the Group were implemented on an ongoing basis according to the policies disclosed in the 2015 Annual Report of the Company and no change has been made during the six-month period ended 30 June 2016.



Management Discussion and Analysis

PROSPECTS

In the first half of 2016, the growth rate of the accumulated fixed asset investment and property development investment in China exhibited a decreasing trend, but coupled with the continuing rebound of the growth in infrastructure investment and the improvement in leading indicator “Floor Area of New Housing Commencing Construction” of property development, the output of cement will remain steady or maintain a trend of slow growth. We believe that with the implementation of the three strategies of “One belt, one road”, synergistic development among Beijing-Tianjin-Hebei and Yangtze River Economic Belt will definitely bring in the initiation of infrastructure projects and an increase in investment efforts. This will effectively decrease or slow down the downward pressure posed on cement demand as a result of the economic growth of China to switch from high growth rate to medium-high growth rate and support a smooth transition for cement demand.

The Group is one of the 12 national key cement enterprises recognized by the Chinese government and one of the five cement enterprises designated by the Ministry of Industry and Information Technology. The Group is encouraged to undertake mergers and consolidation of the cement market in central China. To encourage the consolidation of the cement industry, the Chinese government provides designated enterprises with supports such as tax incentives and special projects or financing approvals. Given the lower cement demand and intensifying competition, we will, leveraging our edges and favorable policies, seize opportunities and continue to consolidate our leading position in Henan and Liaoning through organic growth and selective acquisitions.

Furthermore, we will further expand centralized procurement of supplies, strengthen delicacy management and enhance production utilization rate to further reduce unit production cost and maintain our leading position in other markets. We believe that the maintenance and improvement of such cost advantages will enable the Group to enjoy healthier profitability in Henan and Liaoning cement markets than that of our major competitors. To widen our market coverage, we shall also make strategic acquisitions as and when appropriate.



Disclosure of Interests

DIRECTORS' AND CHIEF EXECUTIVES' INTERESTS AND SHORT POSITIONS IN SHARES, UNDERLYING SHARES AND DEBENTURES

As at 30 June 2016, the interests and short positions of our Directors and chief executives in the shares, underlying shares or debentures of the Company or any of our associated corporations (within the meaning of Part XV of the Securities and Futures Ordinance (the "SFO")), as recorded in the register required to be kept by the Company pursuant to Section 352 of the SFO, or as otherwise notified to the Company and The Stock Exchange of Hong Kong Limited (the "Stock Exchange") pursuant to the Model Code for Securities Transactions by Directors of Listed Issuers (the "Model Code") set out in Appendix 10 of the Rules Governing the Listing of Securities on the Stock Exchange (the "Listing Rules"), were as follows:

Name of Director	Capacity/Nature of interests	Total number of shares	Approximate percentage of shareholding (%)
Mr. Li Liufa ⁽¹⁾	Interest of corporation controlled by the director/ Long position	950,000,000	39.57

- (1) Yu Kuo Company Limited ("Yu Kuo") is owned as to 51.25% and 48.75% by Holy Eagle Company Limited ("Holy Eagle") and Yu Qi Company Limited ("Yu Qi") respectively. Each of Holy Eagle and Yu Qi is wholly owned by Tianrui (International) Holding Company Limited ("Tianrui International") which is in turn wholly owned by Tianrui Group Company Limited ("Tianrui Group"). Tianrui Group is owned as to 70% and 30% by Mr. Li Liufa and Ms. Li Fengluan (spouse of Mr. Li Liufa) respectively. Mr. Li Liufa is deemed to be interested in the Shares owned by Yu Kuo.

Save as disclosed above, as at 30 June 2016, none of the Directors or chief executives of the Company has or is deemed to have any interests or short positions in the shares, underlying shares or debentures of the Company or any of its associated corporations (within the meaning of Part XV of the SFO) which will have to be notified to the Company and the Stock Exchange pursuant to Divisions 7 and 8 of Part XV of the SFO (including interests and short positions which each of them has taken or deemed to have taken under the SFO), or which will be required, pursuant to section 352 of the SFO, to be entered in the register required to be kept therein or which will be required, pursuant to the Model Code, to be notified to the Company and the Stock Exchange.

Disclosure of Interests

SUBSTANTIAL SHAREHOLDERS' INTERESTS AND SHORT POSITIONS IN SHARES AND UNDERLYING SHARES

As at 30 June 2016, to the best knowledge of the Directors and the senior management of the Company, the followings are the persons, who had interests or short positions in the Shares and underlying Shares as recorded in the register of interests required to be kept by the Company pursuant to Section 336 of Part XV of the SFO:

Name	Capacity/Nature of Interests	Total number of shares	Approximate percentage of shareholding (%)
Yu Kuo	Beneficial owner/Long position ⁽¹⁾	950,000,000	39.57
Tianrui Group	Interest of corporation controlled by the substantial shareholder/Long position ⁽¹⁾	950,000,000	39.57
Tianrui International	Interest of corporation controlled by the substantial shareholder/Long position ⁽¹⁾	950,000,000	39.57
Holy Eagle	Interest of corporation controlled by the substantial shareholder/Long position ⁽¹⁾	950,000,000	39.57
Yu Qi	Interest of corporation controlled by the substantial shareholder/Long position ⁽¹⁾	950,000,000	39.57
Mr. Li Liufa	Interest of corporation controlled by the director/Long position ⁽¹⁾	950,000,000	39.57
Ms. Li Fengluan	Interest of corporation controlled by the substantial shareholder/Long position ⁽¹⁾	950,000,000	39.57
The Export-Import Bank of China	Person having a security interest in shares/Long position ⁽²⁾	515,000,000	21.45
Ministry of Finance of the People's Republic of China	Person having a security interest in shares/Long position ⁽²⁾	515,000,000	21.45
Wan Qi Company Limited ("Wan Qi")	Beneficial owner/Long position ⁽³⁾	689,400,000	28.71
	Short position	30,612,245	1.28
Mr. Tang Ming Chien	Interest of corporation controlled by the substantial shareholder/Long position ⁽³⁾	689,400,000	28.71
	Short position	30,612,245	1.28
PA Investment Funds SPC — PA Greater China Industrial Opportunities Fund Segregated Portfolio	Beneficial owner/Long position	237,600,000	9.90
Yue Xiu Investment Fund Series Segregated Portfolio Company	Beneficial owner/Long position ⁽⁴⁾	123,000,000	5.12
Yue Xiu Asset Management Limited	Investment manager/Long position ⁽⁴⁾	123,000,000	5.12



Disclosure of Interests

- (1) Yu Kuo is owned as to 51.25% and 48.75% by Holy Eagle and Yu Qi respectively. Each of Holy Eagle and Yu Qi is wholly owned by Tianrui International which is in turn wholly owned by Tianrui Group. Tianrui Group is owned as to 70% and 30% by Mr. Li Liufa and Ms. Li Fengluan (spouse of Mr. Li Liufa) respectively. Each of Mr. Li Liufa, Ms. Li Fengluan, Tianrui Group, Tianrui International, Holy Eagle and Yu Qi is deemed to be interested in the Shares owned by Yu Kuo.
- (2) Yu Kuo pledged 515,000,000 Shares of the Company held by it, representing approximately 21.45% of the issued share capital of the Company, to a financial institution designated by the institutional lender as a condition of the loan advanced by the lender on 26 May 2016.
- (3) The entire issued share capital of Wan Qi is legally and beneficially owned by Mr. Tang Ming Chien. Mr. Tang Ming Chien is deemed to be interested in the Shares held by Wan Qi by virtue of Wan Qi being controlled by Mr. Tang Ming Chien.
- (4) Yue Xiu Asset Management Limited, being the investment manager of Yue Xiu Investment Fund Series Segregated Portfolio Company, is deemed to be interested in the Shares held by Yue Xiu Investment Fund Series Segregated Portfolio Company.

Saved as disclosed above, as at 30 June 2016, no other person has any interest or short position which shall be recorded in the register of interests required to be kept by the Company pursuant to Section 336 of the SFO.

DIRECTORS' RIGHTS TO ACQUIRE SHARES OR DEBENTURES

At no time during the six months ended 30 June 2016 was the Company or any of its subsidiaries a party to any arrangement that would enable the Directors to acquire benefits by means of acquisition of shares in, or debentures of, the Company or any other body corporate, and none of the Directors or any of their spouses or children under the age of 18 were granted any right to subscribe for the equity or debt securities of the Company or any other body corporate or had exercised any such right.

DIRECTORS' INTERESTS IN CONTRACTS OF SIGNIFICANCE

During the period ended 30 June 2016, save as disclosed in the sections headed "DIRECTORS' INTERESTS IN COMPETING BUSINESS" and "CONTINUING CONNECTED TRANSACTIONS AND CONNECTED TRANSACTIONS", there was no contract of significance in relation to the Group's business to which the Company, or any of its subsidiaries was a party, and in which a Director of the Company had a material interest, whether directly or indirectly subsisted at any time during the period.

DIRECTORS' INTERESTS IN COMPETING BUSINESS

During the period ended 30 June 2016, none of the Directors or controlling shareholders (as defined under the Listing Rules) was interested in any business which competes or is likely to compete (directly or indirectly) with the businesses of the Group, save and except for (1) the indirect equity interest of Chairman Li in Ruiping Shilong Cement Company Limited ("Ruiping Shilong") which is engaged in manufacturing and selling clinker in certain areas in Henan province as disclosed in the Prospectus; (2) indirect shareholding interest of Chairman Li in China Shanshui Cement Group Limited ("Shanshui Cement", a company which is listed on the Stock Exchange of Hong Kong Limited with stock code of 691.HK) which is engaged in production of clinker and cement in China; (3) indirect equity interest of Chairman Li in Henan Tongli Cement Co., Ltd. ("Tongli Cement", a company which is listed on the Shenzhen Stock Exchange with the stock code of 000885) which is engaged in, among others, the manufacture and sale of cement in China; (4) the indirect equity interest of Chairman Li in Tianrui Xindeng Zhengzhou Cement Company Limited (天瑞新登鄭州水泥有限公司) (formerly known as Guotou Xindeng Zhengzhou Cement Company Limited (國投新登鄭州水泥有限責任公司)) ("Xindeng Cement") which is principally engaged in, among others, manufacture and sale of cement in Zhengzhou City of Henan Province; and (5) the indirect equity interest of Chairman Li in Henan Yongan Cement Company Limited (河南永安水泥有限責任公司) ("Yongan Cement") which is headquartered



Disclosure of Interests

in Gongyi City, Henan Province, PRC and is principally engaged in the manufacture and sale of cement in Gongyi City of Henan Province. The acquisition of interest in Shanshui Cement, Tongli Cement, Xindeng Cement and Yongan Cement have been approved in accordance with the Amended Non-competition Deed (specific details of which is set out in the circular dated 31 October 2014, which was approved in the extraordinary general meeting of the Company on 17 November 2014).

SHARE OPTION SCHEME

The Company has adopted a share option scheme (the "Share Option Scheme") on 12 December 2011 (the "Adoption Date"). The total number of Shares issued upon exercise of all Options granted under the scheme or any other share option schemes adopted by the Company must not in aggregate exceed 3% of the Shares of the Company (or its subsidiaries) as at the Listing Date, being 72,027,000 shares (the "scheme mandate limit"), representing 3% of the shares in issue of the Company as at 30 June 2016. The purpose of the scheme is to provide person(s) and parties working for the interests of our Group with an opportunity to obtain an equity interest in our Company, thus linking their interests with the interests of our Group and thereby providing them with an incentive to work better for the interests of our Group. Pursuant to the Share Option Scheme, the Board may, at its discretion, invite all directors, any employee (whether full-time or part-time), any consultant or adviser of or to the Company or the Group (whether on an employment or contractual or honorary basis and whether paid or unpaid), who, in the absolute opinion of the Board, have contributed to the Company or the Group, to participate in the Share Option Scheme to subscribe for the ordinary shares of the Company. The Company will propose an offer to grant the option to eligible person in writing as determined by the Board from time to time. The eligible person may accept the offer within 21 days from the date of offer (or such other period as may be determined by the Board). The offer will deem to be accepted when the Company receives the copy of the duplicate letter comprising acceptance of the Option is duly signed by the Eligible Person, it should be submitted together with the remittance of HK\$1 in favor of our Company, as a

consideration for the grant irrespective of the number of Shares in respect of which the Option is accepted. The subscription price in respect of any particular Option shall be such price as the Board may at its absolute discretion determine at the time of the grant of the relevant Option (the "Subscription Price"), but in any case the Subscription Price must be at least the highest of (i) the closing price of the Shares as stated in the Stock Exchange's daily quotations sheet on the Date of Grant, which must be a business day; (ii) the average closing price of the Shares as stated in the Stock Exchange's daily quotations sheets for the 5 business days immediately preceding the Date of Grant; and (iii) the nominal value of a Share. The period within which the options must be exercised shall be determined by the Directors at the time of grant and such period must expire no later than ten years from the date the offer has been made to the grantees (the "Option Period"). All outstanding options shall lapse after the expiry of the Option Period, the employment of the holder ceases or where the holder is no longer a member of the Group. The maximum number of shares which may be issued upon exercise of all options to be granted under the Share Option Scheme or any other share option schemes adopted by the Company shall not exceed 30 percent of the shares in issue from time to time (the "overall scheme limit") where there are options to be granted and yet to be exercised. The total number of shares issued and to be issued upon exercise of the options granted to each eligible person under the Share Option Scheme or any other share option schemes adopted by the Company in any 12 month period must not exceed one percent of the shares in issue. Any further grant of options which would result in the number of shares exceeding one percent requires a shareholders' approval with the relevant participant and its associates abstaining from voting.

During the six months ended 30 June 2016, no option has been granted under the Share Option Scheme, and the total number of shares issuable under the scheme represented 3 percent of the shares in issue.



Corporate Governance and Other Important Information

CORPORATE GOVERNANCE PRACTICES

The Company is committed to maintaining a high standard of corporate governance. The principle of the Company's corporate governance is to implement effective internal control measures and to increase the transparency of the Board and accountability to all shareholders.

For the period of six months ended 30 June 2016, the Company had adopted the code provisions set out in the Corporate Governance Code contained in Appendix 14 to the Rules Governing the Listing of Securities on The Stock Exchange of Hong Kong Limited (the "Listing Rules") as its own code on corporate governance practice. Other than those stated in the following of this section, the Company had been in compliance with all code provisions set out in the Corporate Governance Code throughout the six months ended 30 June 2016.

Given the resignation of the chief executive officer of the Company on 1 December 2015, the Company has not yet appointed a new chief executive officer up to the moment. The Company will actively seek a new chief executive officer. In the meantime, the general manager of the subsidiary of the Company will be in charge of the daily operation of the major businesses of the Group, who is not the chairman of the Board, and this will ensure that the authority will not be vested to the same person.

SHARE PLEDGE BY CONTROLLING SHAREHOLDER

As disclosed in the announcement of the Company dated 27 May 2016, on 27 May 2016, controlling shareholder Yu Kuo pledged its 515,000,000 Shares in the share capital of the Company to the Export-Import Bank of China in order to secure a bank loan. The pledged shares represent approximately 21.45% of the issued share capital of the Company in aggregate as of the date of this interim report.

COMPLIANCE WITH MODEL CODE BY DIRECTORS

The Company has adopted the Model Code for Securities Transactions by Directors of Listed Issuers (the "Model Code") set out in Appendix 10 to the Listing Rules as its code of conduct regarding directors' securities transactions. Directors are reminded of their obligations under the Model Code on a regular basis. Having made specific enquiry with the Directors, all of them confirmed that they had complied with the required standards set out in the Model Code throughout the six months ended 30 June 2016.

INFORMATION ABOUT CHANGES OF DIRECTOR

Pursuant to Rule 13.51B of the Listing Rules, information about the changes of a Director is set out below:

Mr. Li Liufa, non-executive Director and Chairman of the Board of the Company, resigned as executive director and chairman of the board of China Shanshui Cement Group Limited (stock code: HK 691), effective as of 31 May 2016.

PURCHASE, SALE OR REDEMPTION OF LISTED SECURITIES OF THE COMPANY

During the six months ended 30 June 2016, neither the Company nor any of its subsidiaries purchased, sold or redeemed any of the Company's listed securities.

CONTINUING CONNECTED TRANSACTIONS AND CONNECTED TRANSACTIONS

During the six months ended 30 June 2016 and as at the date of this report, we entered into the following connected transactions or continuing connected transactions (as defined under the Listing Rules).

(a) Purchase of Clinker and Sale of Limestone

Reference is made to our circular dated 25 April 2014 which contains details of the transactions disclosed herein. Unless stated otherwise, capitalized



Corporate Governance and Other Important Information

terms used in this paragraph (a) shall have the same meanings as those used in the circular referred to above.

On 25 March 2014, Tianrui Group Cement Company Limited (“Tianrui Cement”), a wholly owned subsidiary of the Company, and Pingdingshan Ruiping Shilong Cement Company Limited (“Ruiping Shilong”), a company in which Mr. Li Liufa (“Chairman Li”) controls more than 30% of the voting power at its general meetings, entered into the Clinker Supply Framework Agreement and the Limestone Supply Framework Agreement. The transactions under both the Clinker Supply Framework Agreement and the Limestone Supply Framework Agreement constitute continuing connected transactions under the Listing Rules.

Pursuant to the Clinker Supply Framework Agreement, the aggregate annual caps of the transactions under the agreement are RMB360,000,000, RMB480,000,000 and RMB480,000,000 for each of the three years ending on 31 December 2014, 2015 and 2016 respectively. Pursuant to the Limestone Supply Framework Agreement, the annual caps of the transactions under the agreement are RMB60,000,000 for each of the three years ending on 31 December 2016.

For the six months ended 30 June 2016, Tianrui Cement purchased clinker from Ruiping Shilong with transaction value of approximately RMB45.6 million.

(b) Mutual Guarantees

Reference is made to our circular dated 30 October 2015 which contains details of the transactions disclosed herein. Unless stated otherwise, capitalized terms used in this paragraph (b) shall have the same meanings as those used in the circular referred to above.

On 24 September 2015, Tianrui Cement and Tianrui Group Company Limited (“Tianrui Group”), a company controlled by Chairman Li, entered into a

framework agreement in relation to the provision of mutual guarantees (the “Framework Agreement”). The transactions under the Framework Agreement constitute continuing connected transactions under the Listing Rules.

During the period from 27 November 2015 to 31 December 2015 and for the years ending 31 December 2016 and 2017, the maximum daily balance of the Tianrui Group Guarantee (i.e the guarantees provided by Tianrui Group to Tianrui Cement) are RMB6,000 million. During the period from 27 November 2015 to 31 December 2015 and for the years ending 31 December 2016 and 2017, the maximum daily balance of the Tianrui Cement Guarantee (i.e the guarantees provided by Tianrui Cement to Tianrui Group) are RMB2,500 million.

As of 30 June 2016, according to the Framework Agreement and as approved by a special committee, Tianrui Cement (including its subsidiaries) provided guarantees of RMB1,182 million in aggregate (whether released or not) to Tianrui Group (including its subsidiaries), while Tianrui Group (including its subsidiaries) provided guarantees of RMB4,000 million in aggregate (whether released or not) to Tianrui Cement (including its subsidiaries).

INTERIM DIVIDEND

The Directors did not recommend the declaration of any interim dividend for the six months ended 30 June 2016 (30 June 2015: Nil).

REVIEW OF FINANCIAL INFORMATION

The audit committee of the Board of the Company has discussed with the Company’s management and reviewed the interim results of the Group for the six months ended 30 June 2016. The financial information in the condensed consolidated financial statements of the interim results have not been audited or reviewed by the auditors of the Company.

Condensed Consolidated Statement of Comprehensive Income

For the six months ended 30 June 2016

	Notes	For the six months ended 30 June	
		2016 RMB'000 (unaudited)	2015 RMB'000 (unaudited)
Revenue	4, 5	3,095,494	3,480,143
Cost of sales		(2,319,429)	(2,641,249)
Gross profit		776,065	838,894
Other income	6	195,675	201,581
Selling and distribution expenses		(141,784)	(147,491)
Administrative expenses		(171,217)	(146,196)
Other expenses		(20,018)	(6,932)
Finance costs	7	(416,282)	(424,155)
Profit before tax		222,439	315,701
Income tax expense	8	(59,565)	(84,955)
Profit and total comprehensive income for the period	9	162,874	230,746
Profit and total comprehensive income for the period attributable to:			
Owners of the Company		178,050	245,811
Non-controlling interests		(15,176)	(15,065)
		162,874	230,746
Earnings per share			
Basic (RMB)	11	0.07	0.10

Condensed Consolidated Statement of Financial Position

As at 30 June 2016

	Notes	As at 30 June 2016 RMB'000 (unaudited)	As at 31 December 2015 RMB'000 (audited)
NON-CURRENT ASSETS			
Property, plant and equipment	12	12,140,359	12,491,514
Deposits and advances	13	1,863,765	2,431,208
Prepaid lease payments		807,771	811,594
Mining rights		280,406	255,406
Goodwill		272,311	272,311
Other intangible assets		6,231	6,607
Interest in an associate		105,271	105,271
Derivative financial assets		678,809	678,809
Deferred tax assets		115,924	115,924
		16,270,847	17,168,644
CURRENT ASSETS			
Inventories		582,597	832,241
Trade and other receivables	14	2,539,496	3,170,116
Amounts due from a related party		418,643	508,064
Pledged bank balances	15	4,065,619	4,689,266
Cash and bank balances	16	747,912	722,311
		8,354,267	9,921,998
CURRENT LIABILITIES			
Trade and other payables	17	3,807,158	4,112,868
Income tax payables		208,429	179,472
Short-term debentures	18	499,500	3,792,019
Mid-term debentures — due within one year	20	900,000	1,300,000
Borrowings — due within one year	19	5,852,160	4,334,423
Obligations under finance leases		56,966	55,358
Financial guarantee contracts		9,573	10,637
		11,333,786	13,784,777
NET CURRENT LIABILITIES		(2,979,519)	(3,862,779)
TOTAL ASSETS LESS CURRENT LIABILITIES		13,291,328	13,305,865

Condensed Consolidated Statement of Financial Position

As at 30 June 2016

	Notes	As at 30 June 2016 RMB'000 (unaudited)	As at 31 December 2015 RMB'000 (audited)
CAPITAL AND RESERVES			
Issued capital	22	19,505	19,505
Share premium and reserves		7,628,828	7,450,778
Equity attributable to owners of the Company		7,648,333	7,470,283
Non-controlling interests		(67,398)	(52,222)
TOTAL EQUITY		7,580,935	7,418,061
NON-CURRENT LIABILITIES			
Borrowings — due after one year	19	343,600	155,000
Mid-term debentures	20	2,145,656	2,384,171
Long-term corporate bonds	21	3,059,086	3,057,635
Other payables		—	8,400
Deferred tax liabilities		56,054	56,054
Deferred income		86,832	177,483
Obligations under finance leases		—	28,887
Provision for environmental restoration		19,165	20,174
		5,710,393	5,887,804
		13,291,328	13,305,865

Condensed Consolidated Statement of Changes in Equity

For the six months ended 30 June 2016

	Attributable to owners of the Company						Retained earnings	Total	Non-controlling interest	Total equity
	Issued capital	Share premium	Capital reserve	Statutory reserve fund	Other reserve	Revaluation reserve				
	RMB'000 (Note 22)	RMB'000	RMB'000 (Note i)	RMB'000 (Note ii)	RMB'000 (Note iii)	RMB'000 (Note iv)	RMB'000	RMB'000	RMB'000	RMB'000
At 1 January 2015	19,505	1,275,536	789,990	472,367	823,549	31,768	4,023,245	7,435,960	(22,648)	7,413,312
Profit for the period and total comprehensive income	—	—	—	—	—	—	245,811	245,811	(15,065)	230,746
Payment of ordinary dividends and special dividends for 2014	—	—	—	—	—	—	(504,189)	(504,189)	—	(504,189)
At 30 June 2015	19,505	1,275,536	789,990	472,367	823,549	31,768	3,764,867	7,177,582	(37,713)	7,139,869
At 1 January 2016	19,505	4,640	789,990	490,359	1,048,982	31,768	5,085,039	7,470,283	(52,222)	7,418,061
Profit for the period and total comprehensive income	—	—	—	—	—	—	178,050	178,050	(15,176)	162,874
At 30 June 2016	19,505	1,275,536	789,990	472,367	823,549	31,768	5,263,089	7,648,333	(67,398)	7,580,935

Note:

- i. Capital reserve represents the excess of capital injection over the registered capital of Tianrui Group Cement Company Limited (the "Tianrui Cement").
- ii. According to the relevant requirements in the memorandum of the People's Republic of China (the "PRC") subsidiaries, a portion of their profits after taxation is transferred to statutory reserve fund. The transfer to this fund must be made before the distribution of dividend to the equity owners. The statutory reserve fund can be used to make up previous years' losses, if any. The statutory reserve fund is non-distributable other than upon liquidation.
- iii. Pursuant to an equity transfer agreement with non-controlling interest of a subsidiary, Tianrui Cement acquired the remaining interest in a subsidiary at a consideration of RMB3,000,000 in 2010. Other reserve represents the difference between the consideration paid by Tianrui Cement and the carrying amount of non-controlling interests being acquired. In addition, it also includes the reserve arising from the reorganization completed on 8 April 2011.
- iv. The revaluation reserve represents the revaluation surplus of previously held interests in associates of Tianrui Cement recognized directly in equity when Tianrui Cement acquired additional interests in those entities and obtained control.
- v. The China Tianrui Group Cement Company Limited (the "Company") was incorporated on 7 February 2011 and became the ultimate holding company of Zhong Yuan Cement Company Limited ("Zhong Yuan Cement") and China Tianrui (Hong Kong) Company Limited ("Tianrui HK") and Tianrui Cement and its subsidiaries (collectively referred to as the "Group") on 8 April 2011. As part of reorganization, Yu Kuo Company Limited applied a bridging loan in the net amount of USD87,433,333 to pay up 474,526 shares. The amount of USD87,433,333 (equal to approximately RMB565,516,000) in excess of the par value of 474,526 shares was recognized in share premium upon the completion of the reorganization on 8 April 2011.

Condensed Consolidated Statement of Cash Flows

For the six months ended 30 June 2016

	Six months ended 30 June	
	2016 RMB'000 (unaudited)	2015 RMB'000 (unaudited)
Net cash generated from operating activities	305,303	341,423
Investing activities		
Interest received	45,099	34,616
Acquisition of subsidiaries	(2,000)	—
Addition of property, plant and equipment	(58,566)	(260,302)
Addition of prepaid lease payments	(191)	(2,445)
Proceeds from disposal of property, plant and equipment	2,718	2,901
Acquisition of mining rights	(31,028)	(2,287)
Changes of deposits paid for acquisition business, property, plant and equipment and prepaid lease payments	567,443	2,137,665
(Increase) decrease in restricted bank balances	623,647	(1,393,288)
Net cash from investing activities	1,147,122	516,850
Financing activities		
Interest paid	(416,283)	(424,155)
Repayment of borrowings	(1,850,900)	(2,290,358)
New borrowings raised	3,935,000	2,675,023
Repayment of finance lease obligations	(27,279)	(25,360)
Proceeds from bills discounted by the Group	577,168	761,772
Settlement of bills discounted by the Group	(991,530)	(736,576)
Proceeds from bills payables raised	1,834,000	575,000
Settlement of bills payables	(789,000)	(1,908,749)
Payment of dividend	—	(504,189)
Issuance of mid-term debenture	—	500,000
Issuance of short-term debenture	—	3,300,000
Repayment of short-term debenture	(3,700,000)	(2,500,000)
Net cash from (used in) financing activities	(1,426,824)	(577,592)
Increase in cash and cash equivalents	25,601	280,681
Cash and cash equivalents at beginning of year	722,311	973,302
Cash and cash equivalents at end of the year represented by cash and bank balances	747,912	1,253,983



Notes to Condensed Consolidated Financial Statements

For the six months ended 30 June 2016

1. GENERAL INFORMATION

China Tianrui Group Cement Company Limited (the “Company”) is incorporated in the Cayman Islands as an exempted company with limited liability under the Companies Law of the Cayman Islands on 7 February 2011. The shares of the Company have been listed on The Stock Exchange of Hong Kong Limited (the “Stock Exchange”) with effect from 23 December 2011. The registered office of the Company is Cricket Square, Hutchins Drive P.O. Box 2681, Grand Cayman KY1-1111, Cayman Islands, and its principal place of business is located at No. 63, Guangcheng East Road, Ruzhou City, Henan 467500, the PRC.

The Company is an investment holding company. The principal activities of its subsidiaries are manufacture and sale of cement and clinker.

The condensed consolidated financial statements of the Company and its subsidiaries (collectively referred to as the “Group”) have been prepared in accordance with the applicable disclosure requirements of Appendix 16 to the Rules Governing the Listing of Securities on The Stock Exchange of Hong Kong Limited and with International Accounting Standard (“IAS”) 34, Interim Financial Reporting.

2. BASIS OF PREPARATION OF CONDENSED CONSOLIDATED FINANCIAL STATEMENTS

As at 30 June 2016, the Group’s current liabilities exceeded its current assets by RMB2,979,519,000. The Group’s current liabilities mainly included trade and other payables, debentures and borrowings.

In view of these circumstances, the Directors of the Company have given consideration to the future liquidity and performance of the Group and its available sources of finance in assessing whether the Group will have sufficient financial resources to continue as a going concern.

The condensed consolidated financial statements have been prepared on a going concern basis. In the opinion of the Directors of the Company, the Group should be able to continue as a going concern in the coming twelve months taking into consideration of various measures to improve its financial position which include, but are not limited to, the following:

- (i) Unutilized banking facilities of RMB1,485,500,000 in aggregate which have been obtained before 30 June 2016.
- (ii) On 9 November 2015, the Group obtained an approval from the National Association of Financial Market Institutional Investors (中國銀行間交易商協會) to issue corporate debentures in an aggregate amount of RMB1,000,000,000 with a term of two years. The lead underwriter was Bank of Nanjing Company Limited. On 8 December 2014, the Company obtained approval from the National Association of Financial Market Institutional Investors to issue debenture up to a maximum outstanding amount of RMB600,000,000 at any point in time within two years effective period through the lead underwriter, Pingan Bank Company Limited.

Taking into account of the aforesaid presently obtained banking facilities, amount of notes issued and internally generated funds of the Group, the Directors of the Company are satisfied that the Group is able to meet in full its financial obligations as they fall due in the foreseeable future and therefore the condensed consolidated financial statements are prepared on a going concern basis.



Notes to Condensed Consolidated Financial Statements

For the six months ended 30 June 2016

3. PRINCIPAL ACCOUNTING POLICIES

The condensed consolidated financial statements have been prepared on the historical cost basis except for certain financial instruments, which are measured at fair values, as appropriate.

Except as described below, the accounting policies and methods of computation used in the condensed consolidated financial statements for the six months ended 30 June 2016 are the same as those followed in the preparation of the Group's annual financial statements for the year ended 31 December 2015.

In the current interim period, the Group has applied, for the first time, the following amendments to International Financial Reporting Standards ("IFRSs") issued by the International Accounting Standards Board that are mandatorily effective for the current interim period.

Amendments to IFRS 11	Accounting for Acquisitions of Interests in Joint Operations
Amendments to IAS 1	Disclosure Initiative
Amendments to IAS 16 and IAS 38	Clarification of Acceptable Methods of Depreciation and Amortisation
Amendments to IAS 16 and IAS 41	Agriculture: Bearer Plants
Amendments to IAS 27	Equity Method in Separate Financial Statements
Amendments to IFRS 10, IFRS 12 and IAS 28	Investment Entities: Applying the Consolidation Exception
Amendments to IFRSs	Annual Improvements to IFRSs 2012–2014 Cycle

The application of the amendments to IFRSs mentioned above in the current interim period has no material effect on the amounts and/or disclosures reported in these condensed consolidated financial statements.

4. REVENUE

Revenue represents the amount received and receivable for goods sold to external customers, net of sales tax.

An analysis of the Group's revenue for the period is set out below:

	For the six months ended 30 June	
	2016	2015
	RMB'000	RMB'000
	(unaudited)	(unaudited)
Sales of cement	2,985,634	3,208,892
Sales of clinker	109,860	271,251
	3,095,494	3,480,143

Notes to Condensed Consolidated Financial Statements

For the six months ended 30 June 2016

5. SEGMENT INFORMATION

Segment information has been identified on the basis of internal management reports, which are regularly reviewed by the general manager (being the chief operating decision maker) in order to allocate resources to the operating segments and to assess their performance.

The Group's general manager reviews the operating results and financial information of each manufacturing plant for the purposes of resource allocation and performance assessment. Hence, each manufacturing plant is an operating segment. The nature of products and production process of each manufactory plant are the same and they are operated under similar regulatory environment and applied similar distribution methods. However, customers in different regions are of different economic characteristics. Therefore, the Group has aggregated the operating segments and presented the following two reportable segments based on the regions in which the Group operates: Central China and Northeastern China.

The following is an analysis of the Group's revenue and results by reportable segment:

	Segment revenue		Segment profit	
	For the six months ended 30 June		For the six months ended 30 June	
	2016	2015	2016	2015
	RMB'000	RMB'000	RMB'000	RMB'000
	(unaudited)	(unaudited)	(unaudited)	(unaudited)
Central China	2,461,108	2,648,992	187,200	283,695
Northeastern China	634,386	831,151	46,042	36,037
Total	3,095,494	3,480,143	233,242	319,732
Unallocated corporate administrative expenses			(10,803)	(4,031)
Profit before tax			222,439	315,701

The accounting policies of the reportable segments are the same as the Group's accounting policies. Segment profit represents the profit before tax before unallocation of corporate administrative expenses (including directors' emoluments).



Notes to Condensed Consolidated Financial Statements

For the six months ended 30 June 2016


6. OTHER INCOME

	For the six months ended 30 June	
	2016 RMB'000 (unaudited)	2015 RMB'000 (unaudited)
Value-added tax refund	96,210	103,138
Incentive subsidies	7,087	1,356
Foreign exchange gain (loss), net	(8,531)	1,016
Interest on bank deposits	45,099	34,616
Rental income	900	900
Release of deferred income	1,110	726
Gain on sales of scrap	51,029	51,371
Gain on disposal of property, plant and equipment	803	1,330
Reversal of allowance for bad and doubtful debts	376	1,647
Others	1,592	5,481
	195,675	201,581

7. FINANCE COSTS

	For the six months ended 30 June	
	2016 RMB'000 (unaudited)	2015 RMB'000 (unaudited)
Interest on:		
Bank borrowings	129,160	140,417
Finance leases	1,537	3,624
Bills discounted with recourse	19,684	17,295
Short-term debentures	74,017	114,480
Mid-term debentures	121,493	105,813
Long-term debentures	99,922	71,000
Imputed interest on other payables	—	491
	445,813	453,120
Less: amounts capitalized	(29,531)	(28,965)
	416,282	424,155

The borrowing costs on general borrowing pool capitalized are calculated by applying a capitalization rate of 5.74% per annum for the period ended 30 June 2016 (2015: 6.44% per annum).



Notes to Condensed Consolidated Financial Statements

For the six months ended 30 June 2016

8. INCOME TAX EXPENSE

	For the six months ended 30 June	
	2016 RMB'000 (unaudited)	2015 RMB'000 (unaudited)
PRC Enterprise Income Tax ("EIT")		
— current year	51,030	85,234
— under-provision in prior years	8,535	6,599
	59,565	91,833
Deferred tax	—	(6,878)
	59,565	84,955


No provision for Hong Kong taxation has been made during the current interim period as the Group's income neither arisen in nor is derived from Hong Kong.

Under the Law of the People's Republic of China on Enterprise Income Tax (the "PRC EIT Law") and Implementation Regulation of the PRC EIT Law, the tax rate of the PRC subsidiaries is 25% from 1 January 2008 onwards.

9. PROFIT FOR THE PERIOD

Profit for the period has been arrived at after charging (crediting):

	For the six months ended 30 June	
	2016 RMB'000 (unaudited)	2015 RMB'000 (unaudited)
Depreciation of property, plant and equipment	335,153	333,481
Amortization of prepaid lease payments	7,518	7,577
Amortization of mining rights, included in cost of sales	5,664	4,689
Amortization of other intangible assets	376	434
Total depreciation and amortization	348,711	346,181
Cost of inventories recognized as an expense	2,319,429	2,641,249
Staff costs including retirement benefit	196,235	190,614



Notes to Condensed Consolidated Financial Statements

For the six months ended 30 June 2016

10. DIVIDENDS

During the current interim period, no dividend has been paid, declared or proposed to be paid. The Directors has decided that no dividend will be paid for the current interim period.

11. EARNINGS PER SHARE

The basic earnings per share attributable to owners of the Company for the each of Reporting Period is calculated based on the following data:

	For the six months ended 30 June	
	2016 RMB'000 (unaudited)	2015 RMB'000 (unaudited)
Earnings		
Profit for the period attributable to owners of the Company (in thousands)	178,050	245,811
Number of shares		
Weighted average number of shares for the purpose of basic earnings per share (in thousands)	2,400,900	2,400,900

No diluted earnings per share is presented as the Company did not have any potential ordinary shares outstanding.

12. MOVEMENTS IN PROPERTY, PLANT AND EQUIPMENT

During the current interim period, the Group disposed of certain plant and machinery with an aggregate carrying amount of RMB1,914,000 (for the six months ended 30 June 2015: RMB1,571,000) for cash proceeds of RMB2,717,000 (for the six months ended 30 June 2015: RMB2,901,000), resulting in a gain on disposal of RMB803,000 (for the six months ended 30 June 2015: RMB1,330,000).

In addition, during the current interim period, the Group paid approximately RMB35,912,000 (for the six months ended 30 June 2015: RMB260,302,000) mainly for the construction and improvement of clinker production lines and cement production lines in order to expand the production capacity of the Group.

As at 30 June 2016, the carrying amount of buildings, whose certificates of ownership were still being applied, was approximately RMB810,308,000 (31 December 2015: RMB847,408,000).



Notes to Condensed Consolidated Financial Statements

For the six months ended 30 June 2016

13. DEPOSITS AND ADVANCES

As at 30 June 2016 and 31 December 2015, the amounts represent deposits advances paid for acquisition of business, and acquisition of property, plant and equipment and land use rights.

14. TRADE AND OTHER RECEIVABLES

	As at 30 June 2016 RMB'000 (unaudited)	As at 31 December 2015 RMB'000 (audited)
Trade receivables	473,549	416,308
Less: allowance for bad and doubtful debts	(53,350)	(53,726)
	420,199	362,582
Bills receivables	66,459	612,267
Advances to suppliers	1,392,637	1,851,199
Value-added tax refund receivables	159,833	26,122
Prepayment for various tax	230,982	66,798
Prepaid lease payments	15,037	19,116
Other receivables	254,349	232,032
	2,539,496	3,170,116

Bills receivables amounted to RMB196,849,000 as at 30 June 2016 (31 December 2015: RMB602,650,000) were discounted to banks to obtain borrowings.

Generally, the Group did not make credit sales to customers, except for sales made to major construction contractors and strategic customers with an average credit period of 180 days.



Notes to Condensed Consolidated Financial Statements

For the six months ended 30 June 2016

14. TRADE AND OTHER RECEIVABLES — continued

The aged analysis of the Group's trade receivables and bills receivables (net of allowance) from the goods delivery date to the end of each Reporting Period is as follows:

	As at 30 June 2016 RMB'000 (unaudited)	As at 31 December 2015 RMB'000 (audited)
Within 90 days	272,621	303,614
91–180 days	49,632	535,937
181–360 days	73,389	5,551
Over 1 year	91,016	129,747
Total	486,658	974,849

Before accepting any new credit customers, the Group assesses the potential customer's credit quality and determines credit limits for individual customers. The credit limits and credit periods granted to customers are reviewed on a customer-by-customer basis. Over 90% of trade receivables and bills receivables that are neither past due nor impaired are regarded as due from customers with good credit quality under the internal assessment process adopted by the Group.

15. PLEDGED BANK BALANCES

Pledged bank balances represent deposits pledged to banks as at 30 June 2016 for (i) securing bank borrowings granted to the Group amounting to RMB703,738,000, and (ii) issuing trade facilities such as bills payables and bank guarantee amounting to RMB3,361,881,000.

Pledged bank balances represent deposits pledged to banks as at 31 December 2015 for (i) securing bank borrowings granted to the Group amounting to RMB802,300,000, and (ii) issuing trade facilities such as bills payables and bank guarantee amounting to RMB3,886,966,000.

The restricted bank balances carried interest at market rates of 0.35% to 3.3% per annum as at 30 June 2016 (31 December 2015: 0.35% to 2.0% per annum).

16. CASH AND BANK BALANCES

The amounts represent cash and bank balances held by the Group. As at 30 June 2016, bank balances carried interest at market rates of 0.01% and 4.25% per annum (31 December 2015: 0.01% and 4.25% per annum).



Notes to Condensed Consolidated Financial Statements

For the six months ended 30 June 2016

17. TRADE AND OTHER PAYABLES

	As at 30 June 2016 RMB'000 (unaudited)	As at 31 December 2015 RMB'000 (audited)
Trade payables	1,935,104	1,127,011
Bills payables	530,000	1,734,000
Construction cost and retention payables	369,943	318,153
Advances from customers	301,656	219,380
Other tax payables	17,264	45,141
Other payables — current	4,500	4,500
Payables for mining rights	8,300	8,300
Accrued interest	422,701	438,856
Other payables and accrued expenses	217,690	217,527
	3,807,158	4,112,868

The average credit period on purchases of goods is 90 days.

The aged analysis of the Group's trade payables and bills payables from the goods receipt date to the end of each Reporting Period is as follows:

	As at 30 June 2016 RMB'000 (unaudited)	As at 31 December 2015 RMB'000 (audited)
Within 1–90 days	1,871,305	1,739,412
91–180 days	397,188	484,200
181–365 days	135,190	570,565
Over 1 year	61,421	66,834
Total	2,465,104	2,861,011



Notes to Condensed Consolidated Financial Statements

For the six months ended 30 June 2016

18. SHORT-TERM DEBENTURES

	As at 30 June 2016 RMB'000 (unaudited)	As at 31 December 2015 RMB'000 (audited)
Short-term debentures	499,500	3,792,019

The amounts as at 30 June 2016 represented the short term debentures which included: the short term debentures of RMB500,000,000 issued on 25 September 2015 through the lead underwriter, China Bohai Bank Company Limited with maturity of one year, carrying fixed interest rate at 8.0% per annum.

The Directors consider that the carrying amounts of the short-term debentures recognized in the condensed consolidated financial statements approximate to their fair values.

19. BORROWINGS

	As at 30 June 2016 (unaudited)	As at 31 December 2015 (audited)
Bank borrowings		
— fixed-rate	4,318,100	2,050,000
— variable-rate	1,709,076	1,860,211
	6,027,176	3,910,211
Bank borrowings relating to bills discounted with recourse	168,584	579,212
	6,195,760	4,489,423
Secured	3,947,734	3,179,423
Unsecured	2,248,026	1,310,000
	6,195,760	4,489,423



Notes to Condensed Consolidated Financial Statements

For the six months ended 30 June 2016

19. BORROWINGS — continued

The borrowings are repayable as follows:

	As at 30 June 2016 (unaudited)	As at 31 December 2015 (audited)
On demand or within one year	5,852,160	4,334,423
More than one year, but not exceeding two years	15,000	125,000
More than two years, but not exceeding five years	328,600	30,000
	6,195,760	4,489,423
Less: amount due within one year shown under current liabilities	(5,852,160)	(4,334,423)
Amount due after one year	343,600	155,000

During the current interim period, the Group obtained new bank loans amounting to RMB3,935,000,000 (30 June 2015: RMB2,675,023,000). The loans carried interest at variable market rates of 4.35% to 10.53% (30 June 2015: 4.85% to 11.2%). The Directors consider that the carrying amounts of the borrowings recognized in the condensed consolidated financial statements approximate to their fair values.

20. MID-TERM DEBENTURES

	As at 30 June 2016 RMB'000 (unaudited)	As at 31 December 2015 RMB'000 (audited)
Mid-term debentures	3,045,656	3,684,171
Less: due within one year	(900,000)	(1,300,000)
Due after one year	2,145,656	2,384,171



Notes to Condensed Consolidated Financial Statements

For the six months ended 30 June 2016

20. MID-TERM DEBENTURES — continued

The amounts as at 30 June 2016 represented the mid-term debentures which included: (i) the issuance of the 2013 second tranche of debentures of RMB400,000,000 on 9 August 2013 with maturity of three years, carrying fixed interest rate at 7.0% per annum, (ii) the issuance of the 2014 third tranche of debentures of RMB500,000,000 on 24 September 2014 with maturity of two years, carrying fixed interest rate at 8.6% per annum, (iii) the issuance of the 2015 fourth tranche of debentures of RMB500,000,000 on 27 August 2015 with maturity of two years, carrying fixed interest rate at 7.9% per annum, (iv) the issuance of the 2015 first tranche of debentures of RMB500,000,000 on 9 January 2015 with maturity of three years, carrying fixed interest rate at 8.5% per annum, (v) the issuance of the 2015 first enterprise private debentures of RMB150,000,000 on 24 September 2015 with maturity of two years, carrying fixed interest rate at 8.0% per annum, (vi) the issuance of the 2015 first enterprise private debentures of RMB550,000,000 on 14 September 2015 with maturity of two years, carrying fixed interest rate at 8.0% per annum, and (vii) the issuance of the 2015 second enterprise private debentures of RMB450,000,000 on 23 October 2015 with maturity of two years, carrying fixed interest rate at 8.0% per annum.

The Directors consider that the carrying amounts of the mid-term debentures recognized in the condensed consolidated financial statements approximate to their fair values.

21. LONG-TERM CORPORATE BONDS

	As at 30 June 2016 RMB'000 (unaudited)	As at 31 December 2015 RMB'000 (audited)
Long-term corporate bonds	3,059,086	3,057,635

The amounts as at 30 June 2016 represent: (i) the issuance of long-term corporate bonds in an aggregate principal amount of RMB2,000,000,000 on 6 February 2013, with a term of five years and a rate of 7.21% per annum, with an option to further extend for three years subject to the approval of the bondholders. These long-term corporate bonds were issued through the lead underwriter, HUAXI Securities Co., Ltd (華西證券有限責任公司), to non-specific buyers. These long-term corporate bonds are guaranteed by two subsidiaries of Tianrui Group Company Limited (天瑞集團股份有限公司) ("Tianrui Group"), namely Tianrui Group Foundry Company Limited (天瑞集團鑄造有限公司) ("Tianrui Foundry") and Tianrui Group Travel Development Company Limited (天瑞集團旅遊發展有限公司) ("Tianrui Travel"). The guarantees have been provided at no cost to the Group, (ii) the issuance of long-term corporate bonds in an aggregate principal amount RMB1,000,000,000 on 29 September 2015 through the lead underwriter, Ping An Securities Company Limited (平安證券有限責任公司), with a term of three years and a rate of 5.95 % per annum, with an option to further extend for two years subject to the approval of the bondholders and negotiation of terms and conditions between the Group and the bondholders and (iii) the issuance of long-term corporate bonds in an aggregate principal amount HK\$79,000,000, amounting to RMB66,184,620 which including the issuance of first tranche corporate bonds of HK\$45,540,000 on 2 December 2014 and the second tranche corporate bonds of HK\$33,460,000 on 15 July 2015, with a term of eight years and a rate of 6.5% per annum. This long-term corporate bonds were issued through the lead underwriter, Convoy Investment Service Limited (康宏證券投資服務有限公司), to non-specific buyers.

The Directors consider that the carrying amounts of the long-term debentures recognized in the condensed consolidated financial statements approximate to their fair values.

Notes to Condensed Consolidated Financial Statements

For the six months ended 30 June 2016

22. ISSUED CAPITAL

The Company

	Number of shares	Share capital	
		HK\$'000	RMB'000
Ordinary share of HK\$0.01 each:			
Authorised			
On incorporation	38,000,000	380	316
Additions (Note d)	9,962,000,000	99,620	80,754
At 31 December 2014 and 30 June 2015	10,000,000,000	100,000	81,070
Issued			
On incorporation (Note a)	1	—	—
Issued on 21 February and 2 April 2011 (Note b)	474,999	5	4
Issued on 2 April 2011 (Note c)	525,000	5	4
As at 30 June 2011	1,000,000	10	8
Issued on 23 December 2011 (Note e)	1,999,000,000	19,990	16,240
Issued on 23 December 2011 (Note f)	400,900,000	4,009	3,257
As at 31 December 2014 and 30 June 2015	2,400,900,000	24,009	19,505

Notes:

- On 7 February 2011, one subscriber share was issued to the Company's subscriber, Yu Kuo Company Limited ("Yu Kuo"), at par value;
- On 21 February 2011, the Company issued 473 shares to Yu Kuo in exchange for the 100% equity interests in Zhong Yuan Cement Company Limited ("Zhong Yuan Cement") and on 2 April 2011, issued 474,526 shares to Yu Kuo at a consideration of USD87,433,333;
- On 2 April 2011, the Company issued 525,000 shares to other shareholders of Tianrui Cement for acquiring their respective interests in Tianrui Cement;
- On 12 December 2011, the Company increased the authorized share capital of the Company from HK\$380,000 divided into 38,000,000 shares of HK\$0.01 each by the creation of an additional 9,962,000,000 shares of HK\$0.01 each;



Notes to Condensed Consolidated Financial Statements

For the six months ended 30 June 2016

22. ISSUED CAPITAL — continued

The Company — continued

Notes: — continued

- (e) On 23 December 2011, the Company allotted and issued a total of 1,999,000,000 shares (the “Capitalization Shares”), credited as fully paid by par, to holders of shares whose names appeared on the principal register of members of the Company in proportion to their then existing shareholders in the Company, by way of capitalization of HK\$19,990,000 standing to credited of the share premium accounted of the Company and applying such sum of HK\$19,990,000 in paying up in full at par 1,999,000,000 shares for such allotment and issue. The new shares rank pari passu with the existing shares in all respects;
- (f) On 23 December 2011, the Company issued 409,000,000 shares of HK\$0.01 each for cash pursuant to the initial public offering at the price of HK\$2.41 each. The new shares rank pari passu with the existing shares in all respects.


The Group

For the purpose of the preparation of the condensed consolidated statements of financial position, the balances of paid-in capital as at 1 January 2011 represented the paid-in capital of Tianrui Cement amount to RMB1,397,135,000. Pursuant to the reorganization completed on 8 April 2011, the Company became the holding company comprising the Group. The issued capital as at 31 December 2014 and 30 June 2015 represents the issued share capital of the Company.

23. PLEDGE OF ASSETS

As at the end of the reporting period, the carrying amount of the assets of the Group pledged to secure the bank borrowings granted to the Group is analyzed as follows:

	At 30 June 2016 RMB'000 (unaudited)	At 31 December 2015 RMB'000 (audited)
Property, plant and equipment	1,035,083	1,111,326
Prepaid lease payments	112,511	114,567
Mining rights	—	—
Bill receivables	—	—
Restricted bank balances	703,738	802,300
	1,851,332	2,028,193



Notes to Condensed Consolidated Financial Statements

For the six months ended 30 June 2016

24. CAPITAL COMMITMENTS

	At 30 June 2016 RMB'000 (unaudited)	At 31 December 2015 RMB'000 (audited)
Capital expenditure of the Group in respect of acquisition of property, plant and equipment — contracted for but not provided in the condensed consolidated financial statements	426,262	458,297

25. OPERATING LEASE COMMITMENTS

The Group as lessee

The rental payment paid for the period ended 30 June 2016 amounted to approximately RMB900,000 (six-months ended 30 June 2015: RMB900,000) are paid for certain of its office properties.

As at 30 June 2016, the Group had commitments for future minimum lease payments in respect of rented premises which fall due as follows:

	At 30 June 2016 RMB'000 (unaudited)	At 31 December 2015 RMB'000 (audited)
Within one year	16,018	17,015
In the second to fifth year inclusive	6,081	13,215
Over five years	5,769	6,094
	27,868	36,324

Operating lease payments represent rentals payable by the Group for certain of its office properties. Leases are negotiated for an average terms of one year and rental are fixed throughout the lease term.



Notes to Condensed Consolidated Financial Statements

For the six months ended 30 June 2016

26. RELATED PARTY DISCLOSURES

Apart from above, during the period, the Group had the following significant transactions with the related parties.

Nature of transaction	Name of related company	Notes	Six months ended 30 June	
			2016 RMB'000 (unaudited)	2015 RMB'000 (unaudited)
Purchase of goods	Pingdingshan Ruiping Shilong Cement Company Limited (平頂山瑞平石龍水泥有限公司)	i	45,579	78,548
			45,579	78,548
Office rental expenses	Tianrui Group Company Limited (天瑞集團有限公司)		900	900
Sales of goods	Pingdingshan Ruiping Shilong Cement Company Limited (平頂山瑞平石龍水泥有限公司)	i	—	6,516
			—	6,516

Notes:

- i. An associate of the Group;
- ii. Subsidiaries of Tianrui Group Company Limited.



Notes to Condensed Consolidated Financial Statements

For the six months ended 30 June 2016

27. CONTINGENT LIABILITIES

	At 30 June 2016 RMB'000 (unaudited)	At 31 December 2015 RMB'000 (audited)
Guarantees given to banks in respect of banking facilities granted to:		
Related parties	1,132,000	1,472,000
Third party	50,000	50,000
	1,182,000	1,522,000

As at 30 June 2015 and 31 December 2014, the financial guarantee given to banks in respect of bank facilities utilised by Tianrui Group Yunyang Foundry Company Limited (天瑞集團雲陽鑄造有限公司), Ruzhou Tianrui Coking Company Limited (汝州天瑞煤焦化有限公司) and Tianrui Travel, three subsidiaries of Tianrui Group, which amounted to RMB250,000,000, RMB432,000,000 and RMB93,650,000 respectively. The management considers the risk of the contingent liabilities and recognised financial guarantee liabilities of RMB8,388,000 in the consolidated financial statement.