

中國城市基礎設施集團有限公司

China City Infrastructure Group Limited

(Incorporated in the Cayman Islands with limited liability)

Stock Code: 2349

ANNUAL REPORT
2021



CONTENTS

Corporate Information	2
Chairman’s Statement	3
Management Discussion and Analysis	4
Directors’ and Senior Management Biographical Details	11
Directors’ Report	14
Environmental, Social and Governance Report	23
Corporate Governance Report	43
Independent Auditor’s Report	55
Consolidated Statement of Profit or Loss	61
Consolidated Statement of Profit or Loss and Other Comprehensive Income	62
Consolidated Statement of Financial Position	63
Consolidated Statement of Changes in Equity	65
Consolidated Statement of Cash Flows	66
Notes to the Consolidated Financial Statements	68
Financial Summary	149
Properties Particulars	150

CORPORATE INFORMATION

BOARD OF DIRECTORS

Executive Directors

Mr. Li Chao Bo

(Chairman)

Mr. Ji Jiaming

Mr. Ye Tianfang

(Chief Executive Officer)

Non-executive Director

Mr. Zhang Guiqing

Independent non-executive Directors

Mr. Ng Chi Ho, Dennis

Mr. Kwok Kin Wa

Ms. Kwong Mei Wan, Cally

AUDIT COMMITTEE

Mr. Ng Chi Ho, Dennis *(Committee Chairman)*

Mr. Kwok Kin Wa

Ms. Kwong Mei Wan, Cally

REMUNERATION COMMITTEE

Mr. Kwok Kin Wa *(Committee Chairman)*

Mr. Ng Chi Ho, Dennis

Ms. Kwong Mei Wan, Cally

NOMINATION COMMITTEE

Mr. Kwok Kin Wa *(Committee Chairman)*

Mr. Ng Chi Ho, Dennis

Ms. Kwong Mei Wan, Cally

COMPANY SECRETARY

Mr. Chan Hoi Yin Anthony

AUTHORISED REPRESENTATIVES

Mr. Li Chao Bo

(Chairman)

Mr. Chan Hoi Yin Anthony

AUDITOR

Confucius International CPA Limited

Certified Public Accountants

WEBSITE

www.city-infrastructure.com

REGISTERED OFFICE

Cricket Square

Hutchins Drive

P.O. Box 2681

Grand Cayman, KY1-1111

Cayman Islands

PRINCIPAL BANKERS

Chiyu Banking Corporation Limited

No. 78 Des Voeux Road Central

Hong Kong

DBS Bank (Hong Kong) Limited

16th Floor, The Center

No. 99 Queen's Road Central

Hong Kong

The Hongkong and Shanghai Banking
Corporation Limited

Level 10, HSBC Main Building

No. 1 Queen's Road Central, Hong Kong

HEAD OFFICE AND PRINCIPAL PLACE OF BUSINESS IN HONG KONG

Suite 6208, 62nd Floor

Central Plaza

18 Harbour Road

Wanchai, Hong Kong

PRINCIPAL SHARE REGISTRAR AND TRANSFER OFFICE

Conyers Trust Company (Cayman) Limited

Cricket Square

Hutchins Drive

P.O. Box 2681

Grand Cayman, KY1-1111

Cayman Islands

HONG KONG SHARE REGISTRAR AND TRANSFER OFFICE

Tricor Tengis Limited

Level 54, Hopewell Centre

No. 183 Queen's Road East

Hong Kong

CHAIRMAN'S STATEMENT

On behalf of the board (the “Board”) of directors, I am pleased to present the annual results of China City Infrastructure Group Limited (the “Company”, and together with its subsidiaries, the “Group”) for the year ended 31 December 2021.

As the COVID-19 epidemic situation has a profound impact on people’s livelihood and economy across the world and some large property developers are in default in meeting their bonds obligations in the second half of 2021, the real estate industry experienced an inevitable downward adjustment. Our real estate business and hotel business were also facing challenges. At present, the Group has adopted a series of expenditure control measures and strive to reduce our operating costs.

The Group will continue to optimise our capital structure and business portfolio in order to continuously improve our financial position. We will strive to capture investment opportunities prudently and optimise the Group’s capital structure and business portfolio in a bid to maximise shareholders’ interests. Finally, on behalf of the Board, I would like to express my sincere gratitude to our shareholders and business partners for their support, and also to all staff members for their devotion and perseverance.

Li Chao Bo

Chairman

Hong Kong, 29 April 2022

MANAGEMENT DISCUSSION AND ANALYSIS

The Group is engaged in property related business and started to dedicate to the infrastructure business since late 2014. In order to devote more resources to meet the strategic direction of the Group's business, the Group may sell the whole or a portion of Group's property portfolio depending on the market and market value of the property portfolio. In support of further business development of the Group, the management is actively looking for the potential projects which is compatible with the Group's principal activities.

RESULT SUMMARY

The consolidated revenue of the Group increased by 1.9% from approximately HK\$73.7 million for the year ended 31 December 2020 to approximately HK\$75.1 million for the year ended 31 December 2021. The revenues from property leasing, hotel business and property management business were approximately HK\$39.7 million, HK\$10.8 million and HK\$24.7 million respectively.

The overall gross profit increased by 40.9% to approximately HK\$41.0 million in 2021 from approximately HK\$29.1 million in 2020, and the gross profit margin increased to 54.6% in 2021 from 39.5% in 2020. The Group also had net fair value loss on revaluation of various investment properties of approximately HK\$76.5 million for the year ended 31 December 2021.

The loss attributable to owners of the Company was approximately HK\$167.1 million for the year ended 31 December 2021 (2020: HK\$85.3 million). Basic loss per share attributable to owners of the Company was HK5.34 cents (2020: HK2.73 cents). The Board does not propose any final dividend for the year ended 31 December 2021.

MANAGEMENT DISCUSSION AND ANALYSIS

BUSINESS REVIEW

The PRC Property Development Business

During the year ended 31 December 2021, the Group's did not generate any revenue from property development business (2020: approximately HK\$16.8 million). Aggregate gross floor area (the "GFA") sold for the year ended 31 December 2020 was 1,363 square meters ("sq.m."). Average selling price (the "ASP") was HK\$12,326 per sq.m. for the year ended 31 December 2020.

The PRC Property Investment Business

Wuhan Future City Commercial Property Management Company Limited was formed by the Group to operate the Future City Shopping Centre ("Future City") owned by the Group. Future City is located at Luo Shi Road South within close proximity to the Luoyu Road shopping belt and the Jiedao Kou station of metro line No. 2. The total leasable area of Future City is approximately 55,029 sq.m. with car park included. Future City is situated in the heart of business and commercial centre of Hongshan District in Wuhan City, convenient to East Lake, Wuhan University, Wuhan University of Technology and other landmarks. Future City now becomes a fashionable, dynamic and international shopping centre to cater for the growing demand from the surrounding business centres and university region (more than twenty universities and tertiary education institutions including Wuhan University and Wuhan University of Technology) with 1,000,000 students and residential consumers. As at 31 December 2021, the occupancy rate of Future city was 95% (31 December 2020: 92%).

The Group completed the acquisition of the entire issued share capital of Precious Palace Enterprises Limited ("Precious Palace") on 19 July 2019 for a total consideration of approximately HK\$795 million. Fengzhen Industrial Development (Shenzhen) Co. Limited, a company established in the PRC and an indirect wholly owned subsidiary of Precious Palace, is currently holding properties located in Longgang, Shenzhen, the PRC. The properties comprise property complex with land area of 14,971.1 sq.m. and total gross floor area of 36,875.72 square meters ("Longgang Properties"). Longgang Properties are located in Longcheng Road, which is in close proximity of Shenzhen metro Line 3 of Nanlian station and Shuanglong station. As at 31 December 2021, the occupancy rate of Longgang Properties was 95% (31 December 2020: 95%). On 9 March 2022, Green City Development Limited (the "Vendor"), a wholly owned subsidiary of the Company, as the vendor entered into a memorandum of understanding with Sky Climber Development Limited as the purchaser (the "Purchaser"), in relation to a possible transfer back (the "Transfer") of 100% equity interests of Precious Palace. The Purchaser is the holder of (i) convertible bonds with outstanding principal amount of HK\$431,500,000 issued by the Company to the Purchaser (the "Convertible Bonds"); and (ii) the promissory note with outstanding principal amount of HK\$53,500,000 issued by the Company to the Purchaser (the "Promissory Note"). The Convertible Bonds and the Promissory Note will become due in July 2022. On 25 April 2022, the Group entered into a sales and purchase agreement with the Purchaser to dispose the entire issued share capital of Precious Palace at a total consideration of HK\$840,000,000. Details of the disposal were set out in the Company's announcements dated 25 April 2022.

As at 31 December 2021, the aggregate fair value of the Future City and the Longgang Properties held by the Group was approximately HK\$2,131.7 million (31 December 2020: HK\$2,146.4 million). During the year ended 31 December 2021, the rental income generated from the investment properties was approximately HK\$39.7 million (2020: approximately HK\$30.5 million) and the average occupancy rate was around 93.9% (31 December 2020: 82.9%).

MANAGEMENT DISCUSSION AND ANALYSIS

The PRC Hotel Business

Wuhan Future City Hotel Management Company Limited (“Hotel Company”), an indirect wholly owned subsidiary of the Company, manages a business hotel (“Future City Hotel”) with around 231 rooms, which is featured as one of the largest all suite business hotels in term of room number in Central China. Easy access to the East Lake and universities and government authorities attracts travellers from different levels. Future City Hotel is well-equipped with function rooms and conference rooms to provide services of banquet and business conference and team of hospitality professionals was recruited to deliver personalised services to customers. Future City Hotel has suspended its operation since January 2022 due to the impact of the COVID-19 pandemic.

During the year ended 31 December 2021, the revenue arising from Future City Hotel was approximately HK\$10.8 million (2020: approximately HK\$7.9 million) and the average occupancy rate was around 33% (2020: 36.6%).

The PRC Property Management Business

Wuhan Future City Property Management Company Limited and Wuhan Chengji Commodity City Management Company Limited, the indirect wholly owned subsidiaries of the Company, provides residents and tenants with safe, modern, comfortable and high quality property management services. During the year ended 31 December 2021, the revenue from property management was approximately HK\$24.7 million (2020: approximately HK\$18.5 million).

GROUP PROJECTS

Wuhan City, Hubei

Future City

Future City is a large-scale integrated composite development located at Luo Shi Road South within close proximity to the Luoyu Road shopping belt and the Jiedao Kou stations of metro line No. 2. Future City is situated in the heart of business and commercial centre of Hongshan District in Wuhan City, convenient to East Lake, Wuhan University, Wuhan University of Technology and other landmarks in the neighbourhood with 1,000,000 students and residential consumers. Future City covers a total site area of 19,191 sq.m. with a total GFA of 145,273 sq.m. and comprises of five high-rise residential towers, a four-story premier shopping centre and parking spaces.

Future Mansion

Future Mansion is located at a prime location at Wuluo Road in Hongshan District in Wuhan City, just 600 meters from Future City project. It is near the conjunction of metro line No. 2 and 7. It has a total site area of 5,852 sq.m. and been developed for a composite building of residential apartments and retail shops with GFA of 42,149 sq.m..

Wuhan City, Hubei

Zhongshui • Longyang Plaza

Zhongshui • Longyang Plaza is strategically situated in the prime location between the Wangjiawan business area and national level Wuhan Economic & Technological Development Zone, delineated in the western Wuhan Middle Ring Road, next to the Hanyang bus terminal and adjacent to Longyang Avenue. The project has a land site of 30,625 sq.m. and is atop the Hanyang Station of metro line No. 3. This integrated complex will be developed for splendid shopping mall and luxurious office apartments with planned GFA of 135,173 sq.m..

MANAGEMENT DISCUSSION AND ANALYSIS

Longgang, Shenzhen

Longgang Properties

Longgang Properties comprise property complex located in Shenzhen, the PRC, with land area of 14,971 sq.m. and total gross floor area of 36,876 sq.m.. The construction of the Longgang Properties have been completed and comprise (1) Huajiang Building with a total gross floor area of 3,786 sq.m. was used for rental purpose; (2) Meizhou Building with a total gross floor area of 12,249 sq.m. of which approximately 9,785 sq.m. was used for rental purpose and approximately 2,464 sq.m. was vacant; and (3) two factory premises and two staff quarters with a total gross floor area of 20,841 sq.m. were used for rental purpose. An urban renewal program is now being carried out in certain areas of Longgang District, which covers the location where the Longgang properties are situated. On 25 April 2022, the Group entered into a sales and purchase agreement with the Purchaser to dispose the entire issued share capital of Precious Palace at a total consideration of HK\$840,000,000. Details of the disposal were set out in the Company's announcements dated 25 April 2022.

The following table set forth an overview of the Group's property projects at 31 December 2021:

Project	City	Equity Interest in the Project	Site Area sq.m.	Total GFA/ Planned GFA sq.m.
Completed Projects				
Future City	Wuhan	100%	19,191	145,273
Future Mansion	Wuhan	100%	5,852	42,149
Zhongshui • Longyang Plaza	Wuhan	100%	30,625	135,173
Longgang Properties	Shenzhen	100%	14,971	36,876
Subtotal			70,639	359,471

FINANCIAL REVIEW

Revenue

Revenue of the Group for the Current Year increased to approximately HK\$75.1 million from approximately HK\$73.7 million, an increase of 1.9% compared with that of last year. There is no revenue generated from property development in the Current Year (2020: approximately HK\$16.8 million).

The revenue from property leasing, hotel business and property management business increased from approximately HK\$30.5 million for the year ended 31 December 2020 to approximately HK\$39.7 million for the Current Year, from approximately HK\$7.9 million for the year ended 31 December 2020 to approximately HK\$10.8 million for the Current Year and from approximately HK\$18.5 million for the year ended 31 December 2020 to approximately HK\$24.7 million for the Current Year respectively.

MANAGEMENT DISCUSSION AND ANALYSIS

Cost of Sales

The cost of sales decreased from approximately HK\$44.6 million for the year ended 31 December 2020 to approximately HK\$34.1 million for the Current Year. The decrease in cost of sales was primarily due to the decrease in cost of property development business.

In the Current Year, the Group's cost of sales included cost of sale in respect of hotel business segment and property management business of approximately HK\$12.6 million and HK\$13.9 million respectively, a decrease of approximately HK\$3.3 million and approximately HK\$0.9 million compared with that of the year ended 31 December 2020 respectively, and of property investment business of approximately HK\$7.5 million, an increase of approximately HK\$4.1 million with that of the year ended 31 December 2020. There is no cost of sale in respect of property development business as there is no sales of property during the Current Year compared to approximately HK\$10.4 million for the year ended 31 December 2020.

Gross Profit and Gross Profit Margin

The gross profit increased by approximately HK\$11.9 million from approximately HK\$29.1 million for the year ended 31 December 2020 to approximately HK\$41.0 million for the Current Year, which was mainly due to an increase in gross profit from property investment business (2021: HK\$32.1 million; 2020: HK\$27.1 million) and property management business (2021: HK\$10.7 million; 2020: HK\$3.7 million). The Group has an overall gross profit margin of 54.6% for the Current Year, as compared to that of 39.5% for the year ended 31 December 2020. The increase of gross profit margin was mainly due to the increase of property management business.

Other Operating Income

Other operating income decreased to approximately HK\$8.8 million for the Current Year from approximately HK\$43.0 million for the year ended 31 December 2020. The decrease was primarily due to a combined effect of a decrease in interest income of approximately HK\$26.2 million, the lack of a gain on disposal of investment properties of approximately HK\$1.5 million and COVID-19-related rent concessions amounting approximately HK\$9.1 million recorded in the year ended 31 December 2020.

Other Operating Expenses

Other operating expenses decreased to approximately HK\$2.0 million for the Current Year from approximately HK\$91.2 million for the year ended 31 December 2020. The decrease was primarily due to the impairment loss on goodwill, inventory of properties and right-of-use assets of approximately HK\$40.0 million, HK\$41.7 million and HK\$2.9 million recorded in the year ended 31 December 2020 respectively.

Change in Fair Value of the Investment Properties

There was a loss of approximately HK\$76.5 million recorded in the Current Year (2020: HK\$235.4 million) arising from change in fair value of the investment property portfolio in the PRC held by the Group.

Selling and Distribution Expenses

The selling and distribution expenses decreased by 29.4% to approximately HK\$2.4 million for the Current Year from approximately HK\$3.4 million for the year ended 31 December 2020, primarily due to a decrease in advertising and promotion, and commission expenses for properties sales and property investment business.

MANAGEMENT DISCUSSION AND ANALYSIS

Administrative Expenses

The administrative expenses decreased by 17.0% to approximately HK\$56.7 million for the Current Year from approximately HK\$68.3 million for the year ended 31 December 2020, primarily due to a decrease in staff cost.

Finance Costs

The finance costs decreased to approximately HK\$96.2 million for the Current Year from that of approximately HK\$149.1 million for the year ended 31 December 2020. The decrease was primarily due to a combined effect of a decrease in interest expenses on promissory note of approximately HK\$10.1 million and a decrease of finance cost on borrowings of approximately HK\$44.1 million.

Income Tax Credit

The Group recorded income tax credit of approximately HK\$19.1 million for the Current Year (2020: HK\$58.1 million). The decrease in income tax credit was primarily attributable to the decrease in deferred tax credit resulting from the decrease in the fair value loss of investment properties.

Loss Attributable to Owners of the Company

The loss attributable to owners of the Company increased from approximately HK\$85.3 million for the year ended 31 December 2020 to that of approximately HK\$167.1 million for the Current Year.

Liquidity, Financial and Capital Resources

Cash Position

As at 31 December 2021, total bank balances and cash (including pledged bank deposit) of the Group amounted to approximately HK\$118.0 million (31 December 2020: approximately HK\$122.4 million), representing a decrease of HK\$4.4 million as compared to that as at 31 December 2020.

Borrowings and Charges on the Group's Assets

At 31 December 2021, the Group's total borrowings included bank loans, other loans, convertible notes and promissory notes, in which bank loans and other loans amounted to approximately HK\$613.5 million (31 December 2020: approximately HK\$547.0 million), liability component of convertible note of approximately HK\$416.4 million (31 December 2020: approximately HK\$393.8 million) and promissory note of approximately HK\$53.2 million (31 December 2020: approximately HK\$52.9 million). Amongst the borrowings, approximately HK\$142.6 million (31 December 2020: approximately HK\$89.6 million) will be repayable within one year and approximately HK\$470.9 million (31 December 2020: approximately HK\$457.4 million) will be repayable after one year. The convertible note and promissory note are due in July 2022.

At 31 December 2021, certain investment properties, trade receivables and bank deposit with an aggregate amounts of approximately HK\$1,576.2 million (2020: HK\$1,367.1 million) were pledged as security for certain banking facilities granted to the Group.

MANAGEMENT DISCUSSION AND ANALYSIS

Gearing Ratio

The gearing ratio was 95.1% as at 31 December 2021 (31 December 2020: 76.2%). The gearing ratio was measured by net debt (aggregated borrowings, convertible note and promissory note net of bank balances and cash and pledged bank deposit) over the equity attributable to owners of the Company. The increase in gearing ratio was mainly due to an increase in convertible note and borrowings of approximately HK\$22.6 million and HK\$66.5 million respectively. The current ratio (current assets divided by current liabilities) was 0.45 (31 December 2020: 1.37).

CONTINGENT LIABILITIES AND COMMITMENTS

- (a) As at 31 December 2021 and 2020, the Group had no significant contingent liabilities.
- (b) As at 31 December 2021 and 2020, the Group had no capital commitments, contracted but not provided in the consolidated financial statements.

DISPOSALS

On 15 December 2021, the Group entered into a sales and purchase agreement with an independent third party to dispose of 100% equity interest in King Century Group Limited at a total consideration of approximately HK\$10,000. The disposal was completed on 15 December 2021.

Save for the above, the Group had no other material acquisition or disposal of subsidiaries, associates and joint ventures during the year.

EMPLOYEES AND REMUNERATION POLICIES

As at 31 December 2021, the total number of employees stood at approximately 178. Total staff costs for the year was approximately HK\$30.0 million. The Group offers its workforce comprehensive remuneration and employees' benefits packages.

OUTLOOK AND FUTURE PLAN

During the year ended 31 December 2021, the COVID-19 pandemic has continued to spread around the world. The recurrent nature of the pandemic and the emergence of the virus variants as well as geopolitical tension have brought great uncertainties to the recovery of the global economy.

In view of the instability of the spread of COVID-19 pandemic, the Group has continued to take a series of necessary health precaution to mitigate the potential impact of the COVID-19 pandemic, including the implementation of prevention and control policies released by the relevant government authorities and adopting flexible work-from-home practices.

The Group will keep a close watch on the development and transformation trend of the industry, continue to implement our strategic development plan, keep abreast of the current trend, seize future investment opportunities arising from economic recovery and make continuous effort to optimize our investment portfolio and minimise the operating cost, with an aim to improve the value and market competitiveness of the Group.

DIRECTORS' AND SENIOR MANAGEMENT BIOGRAPHICAL DETAILS

MR. LI CHAO BO (“MR. LI”)

– Chairman and Executive Director

Mr. Li, aged 47, was appointed as the Chairman and an Executive Director of the Company with effect from 31 March 2016 and was appointed as the Chief Executive Officer from 31 May 2018 to 17 December 2019 and is currently a director and the sole beneficial owner of Linkway Investment Holdings Limited. Linkway Investment Holdings Limited is a company incorporated in the British Virgin Islands with limited liabilities. Mr. Li is currently a chairman of the number of the investment and property investment development company which is registered in the PRC. Mr. Li currently holds a master degree from Hong Kong Baptist University and a degree from Central South University. Mr. Li is experienced in brand operation, property development and financial investment.

The register of substantial shareholders maintained under section 336 of the SFO show that at 31 December 2021, Linkway Investment Holdings Limited holds 728,912,000 issued Shares of the Company (each a “Share”), representing approximately 23.30% of the total issued share capital of the Company.

MR. JI JIANGMING (“MR. JI”)

– Executive Director

Mr. Ji, aged 60, holds a master’s degree in business administration from Capital University of Economics and Business[#] and is a senior economist. Mr. Ji has worked in construction, property and infrastructure construction industries for many years and has extensive experience in enterprise management, strategy formulation and engineering management. Mr. Ji served as the board chairman of China Construction First Building Development Corporation[#], the general manager of China Architecture First Building (Group) Corporation Limited[#], the board chairman of China Construction Municipal Construction Corporation Limited[#] before May 2012. From June 2012 until December 2014, Mr. Ji was an executive director and vice-chairman of Kaisa Group Holdings Ltd. (stock code: 1638), the issued shares of which are listed on The Stock Exchange of Hong Kong Limited (the “Stock Exchange”). Mr. Ji was the board chairman of China Economic International New Technology Corporation Limited[#] on June 2015. Mr. Ji was appointed as the Executive Director of the Company with effect from 21 July 2017.

MR. YE TIANFANG (“MR. YE”)

– Executive Director and Chief Executive Officer

Mr. Ye, aged 56, holds a Master degree of Management from Wuhan University of Technology and Executive Master of Business Administration (EMBA) degree from the Cheung Kong Graduate School of Business (長江商學院). Prior to joining the Company, Mr. Ye has worked and held senior management positions at China Construction Bank, China Minsheng Bank, and Tsinghua Tus-Holdings Co., Ltd. respectively. Mr. Ye has extensive management practice experience in the real estate and financial fields. Mr. Ye has been appointed as the Executive Director and Chief Executive Officer of the Company with effect from 17 December 2019.

[#] The English translation of Chinese names or words in this biography is included for information purpose only, and should not be regarded as the official English translation of such Chinese names or words

DIRECTORS' AND SENIOR MANAGEMENT BIOGRAPHICAL DETAILS

MR. ZHANG GUIQING (“MR. ZHANG”)

– Non-executive Director

Mr. Zhang, aged 59, holds a Bachelor's degree in Engineering with a major in material studies from Central South Institute of Mining and Metallurgy (currently known as Central South University). Mr. Zhang has worked in real estate and construction industry for many years and has extensive experience in enterprise management and engineering management. Mr. Zhang served as Vice President of Beijing Dongfang Hongming Real Estate Development Limited[#] from May 1999 to May 2008. From May 2008 until June 2010, Mr. Zhang was an executive director of Sanya Hongli Orient Holdings Limited[#]. Mr. Zhang was appointed as the Non-executive Director of the Company with effect from 16 August 2017.

MR. NG CHI HO, DENNIS (“MR. NG”)

– Independent Non-executive Director

Mr. Ng, aged 63, was appointed as Independent Non-executive Director on 16 March 2017. Mr. Ng holds a Bachelor of Commerce degree from The University of New South Wales, Australia and is a chartered accountant of The Chartered Accountants Australia and New Zealand and a fellow member of the Hong Kong Institute of Certified Public Accountants. He is also a practising certified public accountant and has extensive experience in auditing, accounting, financial management and corporate affairs. Mr. Ng is currently the company secretary of Yunhong Guixin Group Holdings Limited (stock code: 8349), an independent non-executive director of Media Asia Group Holdings Limited (stock code: 8075) and Legendary Group Limited (stock code: 8195). Mr. Ng was a non-executive director of My Heart Bodilbra Group Limited (stock code: 8297) from December 2018 to April 2019, an independent non-executive director of KOALA Financial Group Limited (formerly known as Sunrise (China) Technology Group Limited) (stock code: 8226) from June 2014 to May 2015 and Kirin Group Holdings Limited (stock code: 8109) from April 2015 to December 2021, the company secretary of Celebrate International Holdings Limited (stock code: 8212) from July 2014 to February 2018. Mr. Ng was appointed as the Independent Non-executive Director of the Company with effect from 16 March 2017.

MR. KWOK KIN WA (“MR. KWOK”)

– Independent Non-executive Director

Mr. Kwok, aged 58, holds a Master degree of Business Administration from The University of South Australia. Mr. Kwok has extensive experience in real estate development and business investment and operations. Mr. Kwok is currently the director of Easymax Holdings Limited, Savilla Technology Group Company Limited and Aqualake Asian Pacific Holdings Limited. Also, Mr. Kwok is currently the committee member of the Political Consultative Conference of Jiangxi Province, the deputy director of Committee for Liaison with Hong Kong, Macau, Taiwan and Oversea of the Chinese People's Political Consultative Conference of Jiangxi Province, the vice president of Federation of Hong Kong Zhuhai Association and Federation of Industry and Commerce of Jiangxi Province, the president of Investment Chamber of Commerce of Private Enterprises of Jiangxi Province and Chamber of Direct Members of Jiangxi Federation of Industry and Commerce. Mr. Kwok has been appointed as Independent non-executive Director of the Company with effect from 4 June 2019.

[#] The English translation of Chinese names or words in this biography is included for information purpose only, and should not be regarded as the official English translation of such Chinese names or words

DIRECTORS' AND SENIOR MANAGEMENT BIOGRAPHICAL DETAILS

MS. KWONG MEI WAN, CALLY (“MS. KWONG”)

– Independent Non-executive Director

Ms. Kwong, aged 59, serves as the Hong Kong Deputy to the 13th National People’s Congress. She is University Fellow of the Hong Kong Polytechnic University and a Graduate Gemologist Diploma from the Gemological Institute of America. Ms. Kwong is currently the chairman of Cally K Jewellery Limited and she has extensive experience in business investment and operations. Ms. Kwong was awarded “The Outstanding Businesswomen Award” by Hong Kong Commercial Daily in 2016 and “The 3rd Hong Kong Jewelry Industry Outstanding Achievement Award” by Hong Kong Jewelry Manufacturers’ Association in 2018. Ms. Kwong actively participates in social affairs. She is an honorary citizen of Zhuhai, the executive vice president of Federation of Hong Kong Guangdong Community Organisations, the president of Federation of Hong Kong Zhuhai Community Organisations. Ms. Kwong has been appointed as Independent non-executive Director of the Company with effect from 22 July 2019.

SENIOR MANAGEMENT

The abovementioned Directors of the Company are members of senior management of the Group.

DIRECTORS' REPORT

The directors of the Company (each a “Director”) present the annual report and the audited consolidated financial statements of China City Infrastructure Group Limited (the “Company”) and its subsidiaries (collectively, the “Group”) for the year ended 31 December 2021.

PRINCIPAL ACTIVITIES

The Company acts as an investment holding company. The activities of its principal subsidiaries are set out in Note 37 to the consolidated financial statements.

BUSINESS REVIEW

The business review, analysis using financial key performance indicators and future development in the Company's business of the Group for the year ended 31 December 2021 are set out in the section headed “Management Discussion and Analysis” on pages 4 to 10 of this annual report.

The environmental policies and performance, compliance with relevant laws and regulations and relationships with employees are also discussed under section headed “Environmental, Social and Governance Report” on pages 23 to 42.

Review and outlook of the business of the Group as required by Schedule 5 to the Hong Kong Companies Ordinance are disclosed in the Chairman's Statement, Notes to the Consolidated Financial Statements and Group Financial Summary of this annual report, which form part of this report. There are no significant events affecting the Group which have occurred since the end of the financial year.

RESULTS AND APPROPRIATIONS

Details of the Group's results for the year ended 31 December 2021 are set out in the consolidated statement of profit or loss on page 61 of this report.

The Directors do not recommend the payment of a dividend for the year ended 31 December 2021.

RELATIONSHIP WITH SUPPLIERS, CUSTOMERS AND OTHER STAKEHOLDERS

The Group understands the importance of maintaining a good relationship with its suppliers and customers to meet its immediate and long-term goals. The Group is committed to maintaining close relationship with our employees, providing quality services to customers and strengthening the cooperation with our business partners.

DIRECTORS' REPORT

ENVIRONMENTAL POLICIES AND PERFORMANCE

The Group committed to enhancing governance, promoting employee benefits and development, protecting the environment and giving back to society in order to fulfill social responsibility and achieve sustainable growth.

As the major businesses of the Group are property related businesses in the PRC, the Group evaluate, manage and mitigate from time to time environmental issues within the context of the Group's business activities and objectives for the conservation of energy and other natural resources, and devise environmental policies and measures for the Group so as to keep them in line with the standards required under the applicable laws, rules and regulations to the extent practicable. To name a few, for the Group's hotel in Wuhan, all guest rooms have room card insert energy saving switches to reduce energy waste. In the office, the Group encourages the reduction in paper and energy usage.

During the year under review, there had been no record of material breach or violation by the Group of applicable environmental laws, rules or regulations.

COMPLIANCE WITH RELEVANT LAWS AND REGULATIONS

The Group seeks to uphold high standard of integrity in all aspects of business and is committed to ensure that its affairs are conducted in accordance with applicable laws and regulatory requirements and has formulated and adopted various internal control measures, approval procedures and training within all business units at all levels of the Group. During the year under review, there has been no violation or breach of relevant laws and regulations that had a significant impact on the Company.

FIVE-YEAR FINANCIAL SUMMARY

A summary of the results and of the assets and liabilities of the Group for the last five financial years is set out on page 149 of this report.

PROPERTY, PLANT AND EQUIPMENT

Details of the movements in property, plant and equipment of the Group during the year are set out in Note 14 to the consolidated financial statements.

INVESTMENT PROPERTIES

Details of the movements in investment properties of the Group during the year are set out in Note 15 to the consolidated financial statements. Further details of the Group's major properties are set out on page 120 of this report.

SHARE CAPITAL

Details of the movements in share capital of the Company during the year are set out in Note 28 to the consolidated financial statements.

CONVERTIBLE NOTE

Details of the movements in convertible note during the year are disclosed in Note 26 to the consolidated financial statements.

RESERVES

Details of the movements in reserves of the Group and of the Company during the year are set out in the consolidated statement of changes in equity on page 65 of this report and Note 38 to the consolidated financial statements, respectively.

DIRECTORS' REPORT

DISTRIBUTABLE RESERVES OF THE COMPANY

Distributable reserves of the Company is HK\$533 million as at 31 December 2021, which comply with the Companies Law of the Cayman Islands.

PRE-EMPTIVE RIGHTS

There are no provisions for pre-emptive rights under the Company's articles of association (the "Articles of Association", each an "Article"), or the laws of the Cayman Islands, which would oblige the Company to offer new shares on a pro-rata basis to existing shareholders.

FINAL DIVIDEND

The Board resolved that the Company would not declare the payment of a dividend for the year ended 31 December 2021 (2020: Nil).

PURCHASE, SALE OR REDEMPTION OF THE COMPANY'S SHARES

Neither the Company nor any of its subsidiaries had purchased, sold or redeemed any of the Company's ordinary shares during the year ended 31 December 2021.

DIRECTORS

The Directors during the year and up to the date of this report were:

Executive Directors

Mr. Li Chao Bo (*Chairman*)

Mr. Ji Jiaming

Mr. Ye Tianfang

(*Chief Executive Officer*)

Non-executive Director

Mr. Zhang Guiqing

Independent Non-executive Directors

Mr. Ng Chi Ho, Dennis

Mr. Kwok Kin Wa

Ms. Kwong Mei Wan, Cally

DIRECTORS' REPORT

In accordance with Article 108 of the Articles of Association, Mr. Ji Jiaming, Mr. Kwok Kin Wa and Ms. Kwong Mei Wan, Cally shall retire from their office by rotation at the forthcoming annual general meeting. Being eligible, Mr. Ji Jiaming will offer himself for re-election as Executive Director. Mr. Kwok Kin Wa and Ms. Kwong Mei Wan, Cally will offer themselves for re-election as Independent Non-executive Director at the forthcoming annual general meeting.

DIRECTORS' SERVICE CONTRACTS

Mr. Li Chao Bo ("Mr. Li") has been appointed as the executive Director of the Company with effect from 31 March 2016 and Mr. Li has entered into a new service contract with the Company on 3 June 2019. The term of the service contract will be for three years commencing from the date of the service contract subject to compliance with the relevant provisions of the Listing Rules. Mr. Li is entitled to a salary of HK\$325,000 per month, with housing allowance of not more than HK\$50,000 per month, together with discretionary management bonus by the Company to be determined by the Board. Mr. Li's emolument is reviewed by the remuneration committee of the Company.

Mr. Ji Jiaming ("Mr. Ji") has been appointed as the executive Director of the Company with effect from 21 July 2017 and Mr. Ji has entered into a new service contract with the Company on 21 July 2020. The term of the service contract will be for three years commencing from the date of the service contract subject to compliance with the relevant provisions of the Listing Rules. Mr. Ji is entitled to a salary of HK\$250,000 per month, together with discretionary management bonus by the Company to be determined by the Board. Mr. Ji's emolument is reviewed by the remuneration committee of the Company.

Mr. Ye Tianfang ("Mr. Ye") has been appointed as the executive Director of the Company with effect from 17 December 2019 and Mr. Ye has entered into a new service contract with the Company on 17 December 2021. The term of the service contract will be for two years commencing from the date of the service contract subject to compliance with the relevant provisions of the Listing Rules. Mr. Ye is entitled to a salary of HK\$300,000 per month, with housing allowance of not more than HK\$50,000 per month, together with discretionary management bonus by the Company to be determined by the Board. Mr. Ye's emolument is reviewed by the remuneration committee of the Company.

Mr. Ng Chi Ho, Dennis has been appointed as the Independent Non-executive Director of the Company with effect from 16 March 2017 and he has entered into a new service contract with the Company for a term of two years which commence on 16 March 2021.

Mr. Kwok Kin Wa has been appointed as the Independent Non-executive Director of the Company with effect from 4 June 2019 and he has entered into a new service contract with the Company for a term of three years which commence on 4 June 2021.

Ms. Kwong Mei Wan, Cally has been appointed as the Independent Non-executive Director of the Company with effect from 22 July 2019 and she has entered into a new service contract with the Company for a term of three years which commence on 22 July 2021.

DIRECTORS' REPORT

CONFIRMATION OF INDEPENDENCE OF INDEPENDENT NON-EXECUTIVE DIRECTORS

The Company has received an annual confirmation of independence pursuant to Rule 3.13 of the Rules Governing the Listing of Securities of The Stock Exchange of Hong Kong Limited (the "Listing Rules") from each of the Independent Non-executive Directors, namely Mr. Ng Chi Ho, Dennis, Mr. Kwok Kin Wa and Ms. Kwong Mei Wan, Cally for the year ended 31 December 2021 and as at the date of this report, the Company considers the Independent Non-executive Directors to be independent.

DIRECTORS' BIOGRAPHY

Biographical details of the Directors are set out from pages 11 to 13 of this annual report.

DIRECTORS' AND CHIEF EXECUTIVES' INTERESTS AND SHORT POSITIONS IN THE SHARES AND THE UNDERLYING SHARES OF THE COMPANY AND ANY ASSOCIATED CORPORATIONS

At 31 December 2021, the interests and short positions of each Director and the chief executives of the Company in the shares and the underlying shares of the Company and any associated corporations (as defined in Part XV of the Securities and Futures Ordinance (the "SFO")), as recorded in the register required to be kept under Section 352 of the SFO; or as otherwise notified to the Company and the Stock Exchange pursuant to the Model Code for Securities Transactions by Directors of Listed Companies (the "Model Code") were as follows:

(i) Long positions in shares at 31 December 2021

Name of Director	Capacity	Notes	Number of underlying shares	Approximate percentage of shareholding
Mr. Li Chao Bo	Beneficial owner	(1)	728,912,000	23.30%
Mr. Ji Jiaming	Beneficial owner	(2)	100,000,000	3.20%

Notes:

- (1) Mr. Li Chao Bo is the sole beneficial owner of Linkway Investment Holdings Limited which in turn owns 728,912,000 shares of the Company. Mr. Li Chao Bo was appointed as the Chairman and an Executive Director of the Company with effect from 31 March 2016, and as the chief executive officer of the Company from 31 May 2018 to 17 December 2019.
- (2) Mr. Ji Jiaming holds 50% of Double Joy Developments Limited and is a director of Double Joy Developments Limited, which in turn owns 100,000,000 shares of the Company.

Save as disclosed above, at 31 December 2021, none of the Directors or chief executives of the Company had or was deemed to have any interests or short positions in shares, underlying shares or debentures of the Company and its associated corporations as recorded in the register required to be maintained under Section 352 of Part XV of the SFO or as otherwise notified to the Company and the Stock Exchange pursuant to the Model Code.

DIRECTORS' REPORT

SHARE OPTIONS

The following table discloses movements in the Company's share options during the year.

Category	Date of grant	Exercise price (HK\$)	Exercise period	As at 1 January 2021	Granted during the year	Number of share options		Lapsed during the year	As at 31 December 2021
						Exercised during the year	Expired during the year		
Consultant	29/05/2013	0.64	29/05/2013 to 28/05/2023	3,000,000	-	-	-	-	3,000,000
Consultant	16/06/2015	0.88	16/06/2015 to 15/06/2025	5,000,000	-	-	-	-	5,000,000
Consultant	25/06/2015	0.91	25/06/2015 to 24/06/2025	20,445,948	-	-	-	-	20,445,948
				28,445,948	-	-	-	-	28,445,948

Saved as disclosed above, at no time during the year was the Company or any of its subsidiaries a party to any arrangements to enable the Directors to acquire benefits by means of the acquisition of shares in, or debentures of, the Company or any other body corporate, and none of the Directors, chief executive of the Company or their spouses or children under the age of 18, had any right to subscribe for the securities of the Company, or had exercised any such right.

On 18 June 2013, the shareholders of the Company at the annual general meeting approved the adoption of a new share option scheme (the "New Scheme") and the termination of the old share option scheme (the "Old Scheme") which has been adopted by the Company on 3 June 2003. The New Scheme will expire on 17 June 2023. Option granted under the Old Scheme prior to such termination will continue to be valid and exercisable in accordance with the rules of the Old Scheme.

Under the current refreshed Scheme mandate limit, the share options carrying the rights to subscribe for 312,827,854 shares (representing approximately 10% of issued share capital of the Company as at 3 June 2021 (the date of annual general meeting)) were available for granting by the Company as at 31 December 2021.

DIRECTORS' INTERESTS IN CONTRACTS OF SIGNIFICANCE

Details of transactions during the year between the Group and the related parties or other companies in which the Directors had beneficial interest are set out in Note 36 to the consolidated financial statements.

Saved as disclosed above, no contracts of significance in relation to the business of the Group to which the Company or any of its subsidiaries was a party and in which a Director had a material interest, whether directly or indirectly, subsisted at the end of the year or at any time during the year.

DIRECTORS' REPORT

SUBSTANTIAL SHAREHOLDERS' INTERESTS AND SHORT POSITIONS IN THE SHARES AND UNDERLYING SHARES OF THE COMPANY

The register of substantial shareholders (other than Directors and chief executives) maintained under Section 336 of the SFO shows that at 31 December 2021, the Company had been notified of the following substantial shareholders' interests and short positions in the shares and underlying shares of the Company, being 5% or more of the Company's issued share capital.

(i) Long positions in the shares at 31 December 2021

Name of substantial Shareholder	Notes	Capacity/ Nature of interest	Number of ordinary shares	Approximate percentage of shareholding
Linkway Investment Holdings Limited ("LIHL")	(1)	Beneficial owner and interest of controlled corporation	728,912,000	23.30%
Good Outlook Investments Limited	(2)	Beneficial owner	215,683,681	6.89%
China Financial International Investments Limited ("CFIIL")	(3)	Beneficial owner	698,079,429	22.32%
China Financial International Investments and Managements Limited	(4)	Investment manager	290,079,429	9.27%
Capital Focus Asset Management Limited	(4)	Investment manager	290,079,429	9.27%
Fu Lam Wu	(5)	Beneficial owner	200,000,000	6.39%

(ii) Long positions in the underlying shares at 31 December 2021

Name of substantial Shareholder	Note	Capacity/ Nature of interest	Number of ordinary shares	Approximate percentage of shareholding
Sky Climber Development Limited	(6)	Beneficial owner and interest of controlled corporation	863,000,000	27.59%

DIRECTORS' REPORT

Notes:

- (1) These Shares were held by LIHL. Mr. Li Chao Bo ("Mr. Li") is the sole beneficial owner of LIHL. Therefore, Mr. Li has beneficially interested in the said Shares.
- (2) The Company is a company incorporated in the British Virgin Island with limited liability.
- (3) These Shares were held by CFIL (Stock Code: 721). Therefore, CFIL have beneficially interested in the said Shares.
- (4) These Shares were held by CFIL. China Financial International Investments and Managements Limited ("CFIIM") is 51% owned by Capital Focus Asset Management Limited ("Capital Focus") and 29% by owned CFIL. Accordingly, for the purposes of the SFO, CFIIM and Capital Focus are deemed to have the same interests in the Company as CFIL, being in the capacity of investment manager of CFIL.
- (5) She is an independent third party.
- (6) Convertible notes in the principal amount of HK\$431,500,000 carrying the rights to subscribe for Shares at conversion price of HK\$0.50 per share was issued by the Company to Sky Climber Development Limited ("Sky Climber") on 19 July 2019. Mr. Yang Zhixiong ("Mr. Yang") is the sole beneficial owner of Sky Climber. Therefore, Mr. Yang has beneficially interested in the said Shares. If the conversion rights attached to the convertible notes had been fully exercised, 863,000,000 Shares would be issued at the conversion price of HK\$0.50 per share.

Save as disclosed above, the Company has not been notified by any persons or corporations, other than the Directors or chief executives of the Company, who had interests or short positions in the shares or underlying shares of the Company as recorded in the register required to be kept by the Company pursuant to Section 336 of Part XV of the SFO at 31 December 2021.

CONNECTED TRANSACTIONS AND CONTINUING CONNECTED TRANSACTIONS

Details of the significant related party transactions or continuing connected transactions undertaken by the Group during the year in the ordinary course of business or on normal commercial terms are set out in Note 36 to the consolidated financial statements. Certain details of which are disclosed in compliance with the requirements of Chapter 14A of the Listing Rules.

AUDIT COMMITTEE

The Listing Rules require every listed issuer to establish an audit committee comprising at least three members who must be non-executive directors only, and the majority thereof must be independent non-executive directors, at least one of whom must have appropriate professional qualifications, or accounting or related financial management expertise. The audit committee is accountable to the Board and the primary duties of the audit committee include the review and supervision of the Group's financial reporting process and internal controls. During the year ended 31 December 2021, the audit committee comprised Mr. Ng Chi Ho, Dennis, Mr. Kwok Kin Wa and Ms. Kwong Mei Wan, Cally, who are the independent non-executive Directors.

The audit committee has reviewed the audited consolidated results and the risk management and internal control system of the Group for the year ended 31 December 2021.

The Group's annual results for the year ended 31 December 2021 have been reviewed by the audit committee, which was of the opinion that the preparation of such annual results complied with the applicable accounting standards and requirements and that adequate disclosures were made.

MAJOR CUSTOMERS AND SUPPLIERS

The top five suppliers in aggregate and the single largest supplier of the Group accounted for approximately 7.2% and 2.1% for the Group's total purchases for the year ended 31 December 2021 respectively.

DIRECTORS' REPORT

During the year, the aggregate sales attributable to the five largest customers of the Group accounted for less than 30% of the Group's total sales.

At no time during the year did a Director, an associate of a Director, within the meaning of the Listing Rules, or a Shareholder which to the knowledge of the Directors owns more than 5% of the Company's share capital, have any interest in the Group's five largest suppliers and five largest customers.

PUBLIC FLOAT

On the basis of information that is publicly available to the Company and within the knowledge of the Directors as at the date of this report, the Company has complied with the public float requirements of the Listing Rules.

MANAGEMENT CONTRACT

No contracts concerning the management and administration of the whole or any substantial part of the business of the Company were entered into or existed during the year.

DIRECTOR'S INTEREST IN COMPETING BUSINESS

As at 31 December 2021, none of the Directors of the Company had any interest in business which competes or may constitute competition directly or indirectly with the business of the Group.

PERMITTED INDEMNITY PROVISIONS

At no time during the financial year and up to the date of this report, there was or is, any permitted indemnity provision being in force for the benefit of any of the Directors of the Company or an associated company.

The Company has taken out and maintained Directors' and officers' liability insurance throughout the year, which provides appropriate cover for the certain legal actions brought against its Directors and officers.

EVENTS AFTER THE REPORTING PERIOD

Details of significant subsequent events of the Group are set out in Note 39 to the consolidated financial statements.

AUDITOR

The consolidated financial statements for the years ended 31 December 2018, 2019 and 2020 were audited by HLM CPA Limited ("HLM") and the consolidated financial statements for the year ended 31 December 2021 were audited by Confucius International CPA Limited ("Confucius").

HLM resigned as auditor of the Company with effect from 26 April 2021 and Confucius was appointed as auditor of the Company with effect from 26 April 2021 to fill the causal vacancy and to hold office until the conclusion of the forthcoming AGM. Save as disclosed above, there were no other changes of auditor of the Company in the preceding three years.

Confucius will retire and, being eligible, offer themselves for re-appointment. A resolution for the re-appointment of Confucius as auditor of the Company is to be proposed at the AGM.

On behalf of the Board

Li Chao Bo

Chairman

Hong Kong, 29 April 2022

ENVIRONMENTAL, SOCIAL AND GOVERNANCE REPORT

ABOUT THE REPORT

The Environmental, Social and Governance (“ESG”) Report (“ESG Report”) of China City Infrastructure Group Limited (“Company”) and its subsidiaries (the “Group” or “we”) has made reference to the ESG Reporting Guide in Appendix 27 to the Rules Governing the Listing of Securities on The Stock Exchange of Hong Kong Limited (“HKEx Appendix 27 ESG Reporting Guide”), and compile the report content in accordance with the principles of materiality, quantitative, balance and consistency

The scope of this report is based on the Group and its all business segments in Hong Kong, Wuhan and Shenzhen. There were no significant changes observed in the Group’s operating locations and business model in the financial year ended 31 December 2021 (“Year” or “Reporting Period”).

REPORTING PERIOD AND SCOPE

The statistics, figures and information cited in this Report are referenced from the archived records and research of the Group and its all business segments in Hong Kong, Wuhan and Shenzhen. This Report highlights the Group’s sustainability efforts in environmental and social aspects. This Environmental, Social and Governance (“ESG”) Report (the “ESG Report”) has been approved by the management and board of directors of the Group.

Reporting Period: 1 January 2021 to 31 December 2021, the financial period of our Annual Report 2021.

Organisations covered: The Group and its subsidiaries.

The reporting boundaries are determined by whether the subsidiaries are contributing to the operating business of the Group. In 2021, all subsidiaries and business entities of the Group are included in the ESG Report.

REFERENCE GUIDELINES

HKEx Appendix 27 ESG Reporting Guide

CONTACT

Should you have any enquiries or feedback on this Report, please feel free to contact us via the following methods:

- Address: Suite 6208, 62nd Floor, Central Plaza, 18 Harbour Road, Wanchai, Hong Kong
- Tel: +852 2827 0088
- Fax: +852 2827 0303
- Official website: <http://www.city-infrastructure.com>

ENVIRONMENTAL, SOCIAL AND GOVERNANCE REPORT

EXECUTIVE DIRECTOR STATEMENT

During past year, all of our colleagues have worked hard for the Group and our stakeholders, in order to produce great result and to promote the concept of sustainable development within the Group.

The governance structure of the Group has integrated ESG management system to improve the board-level oversight. The Group has designated a team of staff to coordinate all ESG-related matters within the Group. They are also responsible to conduct regular engagement activities with internal and external stakeholders to evaluate their opinions on the Group's ESG strategy. If any ESG-related issues or potential risk identified, they will provide updates to the Board for further evaluation. Moreover, to more efficiently monitor the progress of the ESG goals and targets we made, the team will also present the ESG performance to the Board annually and to see if additional resources are required to allocate.

The Board evaluates the potential risks indicated by the ESG information, gives priority to ESG issues with great impact and formulates effective prevention and control measures to ensure the sustainable development of the Group. The Board determines the ESG measures to be improved on an annual basis according to the business challenges of the year and makes decisions to strengthen employee training to continuously improve the performance.

I would also like to take this opportunity to express my appreciation to our staff last year for their contributions made to the company in order to achieve outstanding business performance.

Li Chao Bo

Executive Director

29 April 2022

ENVIRONMENTAL, SOCIAL AND GOVERNANCE REPORT

STAKEHOLDERS COMMUNICATION AND MATERIALITY ASSESSMENT

The Group is committed to be a socially responsible corporation through constant interaction with stakeholders and taking into account of their interests and benefits. We have been building the Group as an open, transparent and fair enterprise with due consideration of the environmental and social responsibilities with its business objectives. We have also been working towards achieving long-term sustainable growth of our business while safeguarding stakeholders' interests. The Board has taken into account the listed environmental and social areas and aspects in the ESG Reporting Guide which are significant considerations for its business planning and operation, and has integrated those environmental and social considerations into its business objectives, strategies and practices.

In managing the priorities, the Group continues to ensure its operations are in compliance with its environmental and social responsibilities and obligations as required by the ESG Reporting Guide and the laws and related regulations of the China. The Group also continues to take into account of the opinions and views, and strive to address their concerns with the various stakeholders through the stated communication channels as listed below:

Stakeholders	Communication Channels
Shareholders/Investors	<ul style="list-style-type: none"> • General meetings • Group announcements on websites of the Company and the HKEx • Direct emails or phone enquiries • Dispatched documents
Employees	<ul style="list-style-type: none"> • Direct meetings with the management executives • Emails and photo contact • Annual and regular appraisal • Organized functions and activities for the employees
Customers	<ul style="list-style-type: none"> • Day-to-day communication through front line staff • Emails • Official websites
Suppliers/Service providers/ Professional advisors	<ul style="list-style-type: none"> • Day-to-day communication through front line staff • Regular review of the signed arrangements by the management
Industry associations	<ul style="list-style-type: none"> • Participation in annual and regular meetings, conferences, events, etc.

ENVIRONMENTAL, SOCIAL AND GOVERNANCE REPORT

Through regular communications with stakeholders and reviewing of the information collected, the Group has identified the following ESG material areas and aspects indicated in the following subject aspects:

(A) ENVIRONMENTAL

A1. Emissions and Wastes

(i) *Direct and Indirect Hazardous and Non-Hazardous Air Emissions*

The operations and activities of the Group do not directly generate any hazardous air emissions and pollutants, the only non-hazardous carbon dioxide (“CO₂”) is generated indirectly from the use of electricity by the Offices and the managed properties, shopping malls and hotels. The degree of electricity consumption by the residents, tenants, visitors and guests of the managed properties, shopping malls and hotels will determine the amount of electricity usage.

Hazardous air emissions, such as sulphur oxides, nitrogen oxides and particulate matters will be generated from direct use of diesel, petrol and other fossils fuels. Our managed properties, shopping malls and hotels have a few standby small diesel generators, which will be used only when there is a sudden power outage. The diesel consumption and related hazardous emissions will only be disclosed if the Group constantly and regularly consume diesel. Fortunately, power cut-off incidents were only on ad-hoc with a few short periods in the last 3 years and is insignificant on continuous management basis. We therefore have not reported any use of diesel herein. The Group does not own and operate a fleet of transport vehicles, its petrol and other fossils fuel consumption is insignificant and not reporting herein as well. Furthermore, the Group continues to encourage staff to reduce flights by teleconferencing and use public transport as means to consume less energy and to produce less CO₂.

For the 2021 Reporting Period, same as 2020, the Group did not breach any laws, rules or regulations and did not receive any notice of fine or warning from any governmental agencies in relation to its emissions in China and Hong Kong, which might have an adverse impact on the environment and the Group.

In 2020, a lockdown period was imposed by the China Government to curb the widespread pandemic of COVID-19. In 2021, as the pandemic is contained and the local government has eased COVID-19 measures, a higher level of operational activities is recorded in Wuhan.

ENVIRONMENTAL, SOCIAL AND GOVERNANCE REPORT

The table below recorded and compared the 2021 Reporting Period and the 2020 Reporting Period's resultant air pollutant emissions:

Items of emissions ⁽¹⁾	Unit	Year ended 31 December		
		2021	2020	Changes
CO ₂ indirect emission				
– Hong Kong Office	Tonnes	12.35	11.88	+3.95%
– Wuhan ⁽²⁾	Tonnes	3,162.73	2,347.53	+34.73%
Total (CO ₂)	Tonnes	3,175.08	2,359.41	+34.57%
Intensity				
– CO ₂ /employee in Hong Kong Office	Tonnes	1.76	1.19	+48.50%
– CO ₂ /employee in Wuhan	Tonnes	18.50	11.68	+58.36%

Note 1: Emission factors for calculations in this ESG Report were made reference to the “How to prepare an ESG Report-Appendix 2: Reporting Guidance on Environmental KPIs (version updated on 28 May 2021)” by The Stock Exchange of Hong Kong Limited, unless otherwise specified.

Note 2: Emission factors for purchased electricity are based on data stated in “2012年中國區域電網平均二氧化碳排放因子”.

Note 3: For better comparability and performance tracking, the 2020 figure for Wuhan is restated.

Compared to the 2020 Reporting Period, the increase in indirect CO₂ emission of approximately 34.57% was due to the increase in operational activities.

In the coming year, the Group targets to reduce 1-2% indirect CO₂ emission performance in Wuhan and Hong Kong Office, by implementing various environmental initiatives stated in Section A1(vi).

(ii) Noise Pollution Emission

The operations and activities of our offices and the managed properties, shopping malls and hotels do not generate and emit any noises. Moreover, residents, tenants and visitors have been advised to read the noise policies to avoid noise generated. The Group has complied with all the national and local laws, rules and regulations to ensure noise emission is under strict control. The Group did not receive any complaints related to noise emission for the 2021 Reporting Period, which was consistent with our performance in 2020 and targets to achieve the same performance in the coming year.

(iii) Light Emission

The operations and activities of our offices and the managed properties, shopping malls and hotels do not generate and emit any light pollution. The Group has designed, decorated and installed lighting systems for its managed properties, shopping malls and hotels that are strictly in compliance with the local requirements and standards, and no light pollution is caused. The Group did not receive any complaints related to light emissions for the 2021 Reporting Period, which was consistent with our performance in 2020 and targets to achieve the same performance in the coming year.

ENVIRONMENTAL, SOCIAL AND GOVERNANCE REPORT

(iv) Water Pollution and Discharge

The Group's operations and activities only generate living and hygiene water used by our employees, residents, tenants, visitors and guests of the offices, managed properties, shopping malls and hotels, which is not harmful nor toxic by nature. Water is supplied from the city supply network and is discharged through central sewage system. The Group did not receive any complaints or warnings relating to the discharge of polluted water for the 2021 Reporting Period, which was consistent with our performance in 2020 and targets to achieve the same performance in the coming year. As the water consumption fees are included in the office management fees, we therefore do not have the water consumption data for the Hong Kong Office. For water pollution and discharge in Wuhan, we took as the volume of water consumption which stated in *Section A2(iii)*.

(v) Hazardous and Non-Hazardous Wastes Discharge and Disposal

The Group's operations and activities only generate non-hazardous general wastes, such as used papers, packaging materials, office residuals, general rubbish and hygiene and living wastes, by its employees, residents, tenants, visitors and guests of the managed properties, shopping malls and hotels. All these wastes are disposed to rubbish bins and stored in rubbish depots and will be collected by the city urban clean services on daily basis or fee basis. The Group did not receive any complaints or warnings on its wastes disposal for the 2021 Reporting Period, which was consistent with our performance in 2020 and targets to achieve the same performance in the coming year. Owing to the different natures of our operations and activities involving leased properties, shopping malls, hotels and management services offices, the amount of non-hazardous wastes were only generated from our administrative offices which are insignificant and pose no material impact to the environment.

(vi) Mitigation Measures

As a responsible corporation, for cost-saving purposes and for the protection of the environment, the Group continues to comply with all the national and local environmental laws, rules and regulations and industrial standards. The Group has also implemented the following environmentally friendly measures into its daily operations and activities to minimise adverse impacts on our environment.

- Appointed responsible officers to regularly inspect our offices and managed properties, shopping malls and hotels to ensure the fresh water is not wasted, power is turned off when works is not being carried out, and the use of natural ventilation to replace air-conditioning in allowable conditions;
- Reduced unnecessary business trips and increased use of the information technology, such as video conferencing;
- Encouraged the employees to take public transports or car-pooling to minimise the use of private vehicles and taxi;

ENVIRONMENTAL, SOCIAL AND GOVERNANCE REPORT

- Invested in fresh water and energy saving tools and equipment such as the installation of water measuring meters, LED lights and solar energy systems; and
- Implemented a waste-classification system and the practice of recycling use of resources especially on printing papers.

As a result, the Group did not have any violation related to hazardous or non-hazardous air emissions and wastes discharges, fines or warning notices from the relevant environmental agencies in Hong Kong and China in 2021, as well as in 2020. The Group is determined to reinforce and to take all required measures to continue to achieve and improve on our environmental performance in coming years, and is also committed to contributing to combat global warming by reducing the CO₂ emissions and other pollutants, and preserving natural resources especially fresh water by reducing wasting uses.

A2. Use of Resources

The Group's managed properties, shopping malls and hotels, property investment, development and management services offices only use electricity to run the operations and activities, fresh water for general hygiene and cleaning needs, printing papers and paper bags for general offices routine works and services to visiting clients and guests. The Group did not used significant amount of other natural resources in its normal business activities and operations.

Although the Group's operations and activities do not generate much environmental hazards, we are committed to acting responsibly and aiming to minimise our impact on the environment whilst reducing our operational costs. The Group has promoted efficient uses of resources, including electricity, fresh water, paper and packaging materials, through the introduction of various measures as disclosed above. For the 2021 Reporting Period, the Group did not find any unreasonable uses of resources including electricity, fresh water, paper and packaging materials, which were all within our internal control targets.

(i) *Electricity and Fuel Consumption*

The Group's managed properties, shopping malls and hotels, property investment, development and management services offices only use electricity supplied from the local city grids. To save operational costs and to combat climatic changes by reduction of CO₂ and pollutants emissions, the Group has already implemented measures as explained in *Section A1(vi)* to reduce energy consumption.

ENVIRONMENTAL, SOCIAL AND GOVERNANCE REPORT

The table below recorded and compared the 2021 Reporting Period and the 2020 Reporting Period's resultant electricity consumption:

Electricity Consumption	Unit	Year ended 31 December		Changes
		2021	2020	
– Hong Kong Office	kWh	17,389.00	17,067.00	+1.89%
– Wuhan	kWh	6,016,228.02	4,429,303.76	+35.83%
Total	kWh	6,033,617.02	4,446,370.76	+35.70%
Intensity				
– kWh/employee in Hong Kong Office		2,484.14	1,706.70	+45.55%
– kWh/employee in Wuhan		35,182.62	22,036.34	+59.66%

Compared to the 2020 Reporting Period, the consumption of electricity increased by 35.83% in Wuhan due to the increase in operational activities.

For the coming year, the Group targets a reduction of 1-2% of electricity consumption under normal operating conditions through improvement in energy efficiency management measures.

As aforementioned in *Section A1(i)*, the Group uses diesel for our standby power generators only and which are only used during power shortages. Fortunately, over the last three years, such incidents were only experienced momentarily, and as such are insignificant in terms of general and usual operations and we therefore, have not reported any use of diesel herein.

(ii) **Fresh Water Consumption**

The Group's offices, managed properties, shopping malls and hotels have no problem in sourcing fresh water supply, which comes from the cities' central water supply network, using for living, hygiene and cleaning purposes by its employees, residents, tenants, visitors and guests of the managed properties, shopping malls and hotels. We regularly remind our employees to efficiently use fresh water and to avoid excessive usage of fresh water as it is one of the most important and scarce resources on our planet. We have appointed supervising staff to regularly inspect the places, such as toilets, kitchens and bathrooms to ensure all the water taps have been turned off when they are not in use, and to check and remediate immediately any water leakage. In the toilets, managed properties, shopping malls and hotel rooms, we have posted notices to remind the users to reduce fresh water consumption, and in the managed hotels we have encouraged guests to reuse towels to assist in further conserving fresh water consumption. We have also continued to use treated water for toiletry purposes in the managed properties, shopping malls and hotels.

As explained in the aforementioned "Water Pollution and Discharge" section, the water consumption fees are included in the office management fees, we therefore do not compile the water consumption data for the Hong Kong Office.

ENVIRONMENTAL, SOCIAL AND GOVERNANCE REPORT

The table below recorded and compared the 2021 Reporting Period and the 2020 Reporting Period's resultant water consumption in Wuhan:

Water Consumption in Wuhan	Unit	Year ended 31 December		
		2021	2020	Changes
– Wuhan	m ³	100,249.31	114,611.71	–12.53%
Intensity (m ³ /employee)		586.25	570.21	+2.81%

Compared to the 2020 Reporting Period, the decrease of water consumption was due to the effort to encourage employees to use water efficiently during the 2021 Reporting Period.

For the coming year, the Group targets to continue the decreasing trend and to achieve an overall reduction of fresh water consumption by 1-2% under normal operating conditions.

(iii) **Paper and Packaging Materials and other Raw Materials Consumption**

Although the Group's activities and operations do not consume significant amounts of papers and packaging materials, to save operational costs and improve its environmentally friendly footprint, the Group has continued to implement the following measures, requested its employees and the residents, tenants, visitors and guests of the managed properties, shopping malls and hotels to cooperate in reducing paper and packaging material consumption:

For employees:

- Applying computer technology such as storage of documents in electronic version, communications via emails and messages to replace paper consumption;
- Reusing stationery such as envelopes, document folders etc.; and
- Printing on either both sides of a plain paper or on recycled paper.

For residents, tenants and visitors of the managed properties and shopping malls and guests of the managed hotels:

- Stopping the provision of plastics and paper bags in the hotels;
- Encouraging people to use recycled and reusable bags and containers; and
- Posting notices in convenient places to request their cooperation in reducing the use of plastic bags and papers.

For the 2021 Reporting Period, the Group was not aware of any indicator alerting to the consumption of paper and packaging materials at an excessive level. For the coming year, the Group targets to achieve a 1-2% reduction in the paper and packaging materials consumption.

ENVIRONMENTAL, SOCIAL AND GOVERNANCE REPORT

A3. The Environment and Natural Resources

The Group's activities and operations do not generate any environmentally unfriendly emissions and discharges, which will cause significant environmental impact and hazards. The Group also does not consume significant and excessive amounts of water, paper and packaging materials. As a responsible corporation, we have implemented environmental protection policies and have complied with all the national and local environmental laws, rules and regulations, and industry standards. We are committed to conserving resources in order to reduce the impact on the environment as well as saving operational costs. We cooperate with the local government agencies and support environmental activities to build a "clean" environmental society.

During the 2021 Reporting Period, electricity, fresh water, paper and paper-based packaging materials for our normal operations and activities were the only key elements which were considered to have an impact on the environment. The Group has continued to support all measures to reduce, reuse and recycle as far as possible and practicable. The Group honoured its environmental obligations and did not receive any warning or notice of complaint from any governmental environmental agencies, clients or business partners that we violated any environmental rules and regulations, polluted the environment or caused any environmental troubles. We have also taken initiatives to guide and requested the residents, tenants visitors and guests to co-operate on saving energy and water. For the coming year, we strive to continue to achieve a record of zero complaints and no pollution occurrences, and to explore new avenues and means to accomplish our goals of conserving natural resources and protecting the environment.

A4. Climate Change

After reviewing the Group's operations and activities and collecting the views and opinions from the stakeholders, in consideration of the current global environmental conditions, the Board of the Group identifies that global warming, conservation of fresh water and reduction of papers and paper-based packaging materials are the most significant climatic issues that may impact the Group and the environment. These climatic issues not only affect the operational costs of the Group, such as the increased offering of air-conditioning, water and papers and paper-based packaging materials in our managed shopping malls and hotels, but they will also affect the environmental conditions on our managed properties, shopping malls and hotels.

Presently, it is generally agreed that global warming is mainly caused by the excessive and uncontrolled emission of CO₂ into the atmosphere, which is directly and indirectly the result of uses of fossil fuels for electricity and transportation generation. During the 2021 Reporting Period, the Group's operations and activities did not directly generate any CO₂ emission, but indirectly generated CO₂ emission through the use of electricity. We have implemented policies and measures to use electricity efficiently to reduce CO₂ emission. Furthermore, we have supported reforestation and implemented paperless office to curb our contribution to global warming.

Conservation of fresh water is one of the most urgent actions to be taken. Although the Group cannot directly control our managed shopping malls' visitors, hotels' guests and properties' tenants on the uses of fresh water, we have taken measures as explained above to educate, guide and request their cooperation to use of water smartly.

ENVIRONMENTAL, SOCIAL AND GOVERNANCE REPORT

With regard to the consumption of paper and paper-based packaging materials, which directly relates to the cutting of trees and the ultimate effects on global warming. The Group believes that the uncontrolled and excessive usage of papers and paper-based packaging materials are one of the main causes for the continued and fast disappearance of forests and consequently the effects on global temperatures. To remediate, the Group has introduced and will continue to devise and to implement measures, such as minimisation of the use of paper-based bags and papers in our managed hotels, and printing papers in our offices.

For the 2021 Reporting Period, the Group's business operations and activities did not cause any events or issues that might impact the climate or result in the change of the climate seriously. The Group has already implemented measures to lower indirect CO₂ emission, fresh water consumption and paper and packaging materials consumption for the coming year.

(B) SOCIAL AREAS AND ASPECTS

Employment and Labor Practices Aspects

B1. Employment

The Group's business development and growth relies heavily on the commitment, passion and skills of its employees. We therefore value our employees as our most valuable assets. We strive to create a workplace which makes each employee feel valued and inspired to do their best. We are committed to strictly complying with all the relevant statutory requirements in the Labour Law of the PRC and other applicable laws and regulations in the PRC, and the "Hong Kong Employment Ordinance".

Since the commencement of ESG reporting, the Group has continued its employment policies and practices throughout, which include the following main features:

- Human resources department in the headquarter offices is responsible to review and approve the human resources policies, and employment terms and conditions, while the local subsidiaries' human resources managers implement the approved policies and measures in accordance with the local employment laws, rules, regulations and practices;
- Adopt humanistic and equitable human resources policies with equal opportunities for all without discrimination on hiring, promotion, remuneration, benefits, training, dismissal and other aspects of employment;
- All employees are required to sign employment contracts with the Group and/or its subsidiaries, and will receive an Employee Handbook, detailly listed out all the employment terms and conditions, benefits and obligations including but not limited to, appointment, termination, working hours, rest days, statutory holidays, remunerations, various compensations, dismissals, health, general safety and welfares etc.;

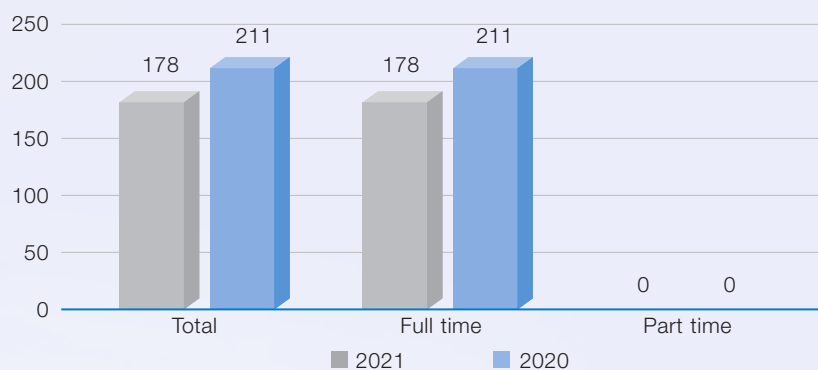
ENVIRONMENTAL, SOCIAL AND GOVERNANCE REPORT

- In accordance with the requirements of the national laws of PRC, such as Social Insurance Law of the PRC and the Administrative Regulations on Housing Provident Funds and local Employment and Labour Law of Hong Kong, the Group provides and maintains statutory benefits to all qualified staff, including but not limited to the mandatory provident fund, social security insurance, medical insurance, work injury insurance and compensation and statutory holidays;
- Employees' remunerations are determined with reference to the prevailing market level in line with their competency, qualifications, experience and job position. Discretionary bonuses of such amounts and at such intervals for internal employees will be rewarded at the discretion of the top management with consideration on performance;
- The recruitment and evaluation process of the Group is transparent and ensures equitable positions and equal opportunities to all employees on all qualified job applications, transfers and promotions; and applicants will be considered without discrimination on age, race, religion, sex and disability basis; and
- Provide a safe and pleasant working environment to our employees.

For the 2021 Reporting Period, same as the 2020 Reporting Period, the Group has complied with all the employment laws, rules and regulations of the PRC and Hong Kong, and has honored all obligations including the payment of salaries and wages, holidays and leave, compensations, insurance and health benefits without disputes with our employees. We are confident that our well performed employment policies and measures and track records will continue in the coming years ahead.

As required by ESG Reporting Guide, the Group's Employment for the 2021 Reporting Period and 2020 Reporting Period are graphed as follows:

Figure 1: Number of Employees by Employment Type



ENVIRONMENTAL, SOCIAL AND GOVERNANCE REPORT

Figure 2: Number of Employees by Gender

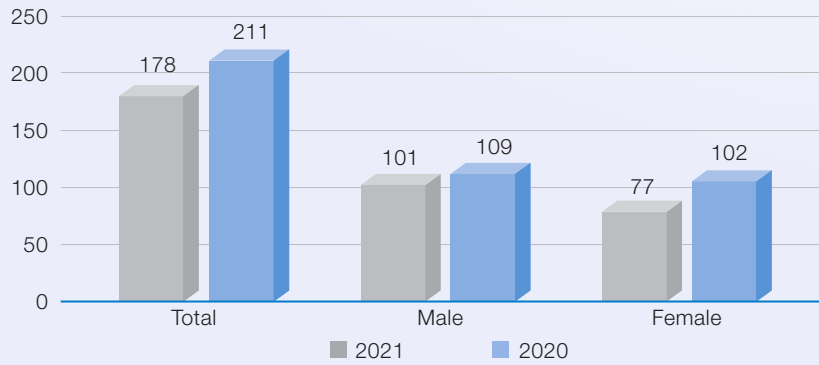


Figure 3: Number of Employees by Employment Role

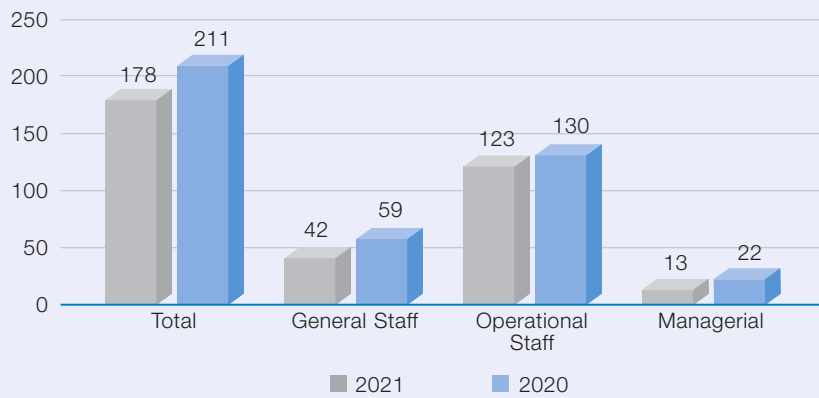
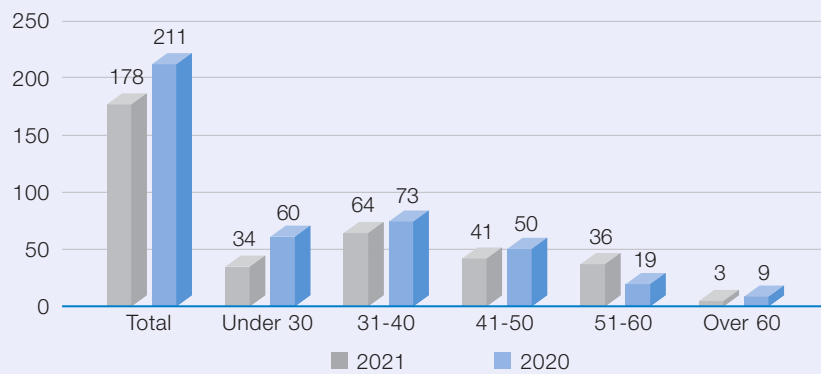


Figure 4: Number of Employees by Age



ENVIRONMENTAL, SOCIAL AND GOVERNANCE REPORT

As required by ESG Reporting Guide, the Group's Employment turnover rate for the 2021 Reporting Period is graphed as follows:

Figure 5: Employment turnover rate by Gender

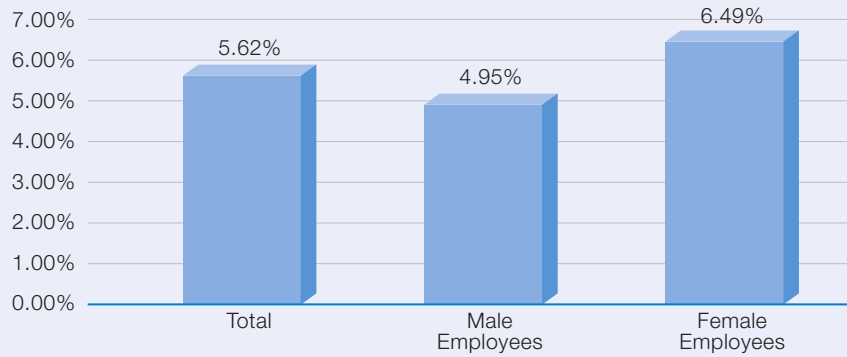


Figure 6: Employment turnover rate by Age

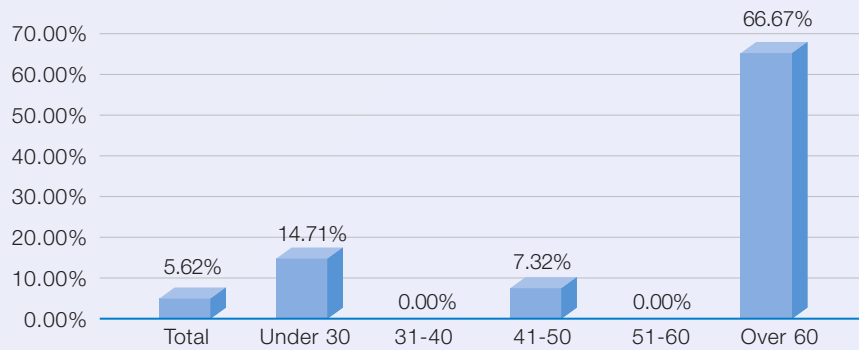
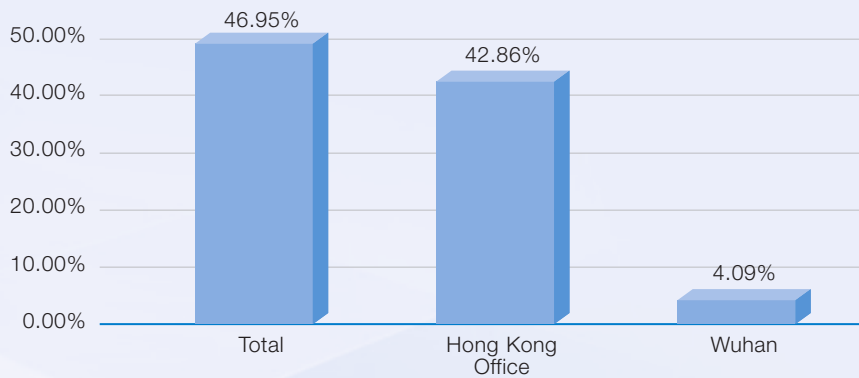


Figure 7: Employment turnover rate by geographical regions



ENVIRONMENTAL, SOCIAL AND GOVERNANCE REPORT

B2. Health and Safety

As a continuing cornerstone policy, the Group at all times provides a safe, clean and pleasant working environment to all the employees as its top priority on business planning and resources allocation, which can be summarised below:

- Constantly improves the occupational safety and health management system in order to reduce risks and create a safe working environment;
- Ensures all the safety, medical and hygiene equipment are adequately in place and are operating efficiently, passing inspections and complying with all the safety and hygiene rules and regulations;
- Requires all employees to strictly comply with the health and safety policies, rules and regulations and has constantly alerted the employees to perform their tasks under safety conditions;
- Takes occupational health and safety as one of our prime responsibilities, and employees are required by the in-house rules to notify their superiors immediately, whenever emergency or accidents, regardless of minor or serious occur, who will then take appropriate measures to ensure safety is not compromised, and in all circumstances the in-house rules also require all injuries or accidents to be promptly and properly dealt with and reported in accordance with the local or national laws as appropriate; and
- Insure all qualified employees in both the PRC and Hong Kong with medical insurance in accordance with the statutory requirements of the two places.

The Employees' Handbook and Labor Contract for Chinese employees and Employment Contract for Hong Kong employees set out detailed health and safety guidance and measures, which comply with the employment ordinance of Hong Kong and labor laws and regulations of the PRC, and which the Group has honored completely.

The Group had zero work-related fatalities in the past three years including the 2021 Reporting Period in any of our operations. Furthermore, during the 2021 Reporting Period, same as the 2020 Reporting Period, zero lost days due to work-related injuries was recorded, nor any claimed disputes on employees compensation or investigation by any government agencies. For the coming year, we will continuously monitor and audit our safety performance closely and are confidential to maintain zero-accident for all our business activities.

ENVIRONMENTAL, SOCIAL AND GOVERNANCE REPORT

B3. Development and Training

The Group recognises the value and contributions of its employees and is willing to invest and to offer training and development to enhance their skills and capabilities. The Group has regularly offered in the last few years in its local property/shopping mall/hotel management services offices internal and on-the job training programs, including but not limited to occupational safety, jobs related skills, services quality etc. to new and current employees. The Group has also supported its employees to continue learning and enhancing their job skills. Individual employees can apply for further development and training and the Group will sponsor or allow paid leave for employees to attend job related training programs.

The participation rates of training of the Group as at the 2021 Reporting Period are tabulated as follows:

Training (No. of employees)	Internal	External
Percentage of employees trained		
2021	30.90%	–
2020	43.60%	–
Male		
2021	70.91%	–
2020	52.17%	–
Female		
2021	29.09%	–
2020	47.83%	–
Managerial		
2021	7.27%	–
2020	4.35%	–
Operational		
2021	80.00%	–
2020	84.78%	–
General		
2021	12.73%	–
2020	10.87%	–

ENVIRONMENTAL, SOCIAL AND GOVERNANCE REPORT

The training hours of the Group as at the 2021 Reporting Period are tabulated as follows:

Training (Hours)	Internal	External
Average training hours per employee		
2021	3.66	–
2020	4.14	–
Male		
2021	461.62	–
2020	455.48	–
Female		
2021	189.38	–
2020	417.52	–
Managerial		
2021	47.35	–
2020	37.96	–
Operational		
2021	520.80	–
2020	740.15	–
General		
2021	82.85	–
2020	94.89	–

B4. Labour Standards

The Group has continued to strictly comply with the PRC and the Hong Kong labor laws and employment regulations in the relevant jurisdictions in which it operates and adopts the respective national standards as its minimum labor standard on labor protection and welfare. The Group also always maintains strict compliance with the laws in relation to equal employment opportunities, prevention of child or forced labor. The human resources managers are charged with the responsibilities to ensure all such compliances are strictly adhered, failing which will be a breach of work duties and will be fired. The Group has honored all of our obligations towards the employees under the signed employment contracts and the terms and conditions written in the employee handbook, and has built a safe, healthy and harmonious working environment in all our offices. The Group had not violated any provisions under the Labor Laws of the PRC and Employment Ordinances of Hong Kong, and no labour litigation and charge was filed against us in the 2021 Reporting Period, same performance as 2020.

As a routine practice, with the purpose to improve understanding and the general working environment, the Group regularly invites the employees' representatives to meet to discuss about issues relating to working conditions, health and safety. The Group believes that with effective communication, trust can be built and a win-win situation can be established.

ENVIRONMENTAL, SOCIAL AND GOVERNANCE REPORT

Operation Practices and Social Investment Aspects

B5. Supply Chain Management

The ESG Reporting Guide specified the supply chain management primarily refers to the management of sourcing and procurement especially in relation to environmental and social risks. Same as the last few years, the Group has approved and implemented policies and regulations with the purposes to achieve an efficient and stable supply of quality products and services, elimination of malpractices, and manage the suppliers to be in line with the Group's core values to uphold environmental and social standards.

The sourcing and procurement management of the Group's properties, shopping malls, hotels and offices management services operations and activities summarised below:

For property, shopping mall and hotel management services operations, there are many types of purchases including raw materials, utensils and consumables, such as stationery, cleaning detergent, towels, appliances; food and beverage products, repair and maintenance tools, project construction materials and contract services.

To ensure a stable, quality assured and cost-efficient procurement, the Group has implemented clear procurement management rules and guidelines containing policies and procedures with respect to procurement including quality control, warehousing, payment and documentation approval process, and methods of payment. We select the suppliers based on a set of criteria, which includes (i) ability to meet specification and standards, (ii) products and services quality; (iii) pricing of the products and services; (iv) reliable delivery times; and (v) historical record of the suppliers' business relationships with us and others in the industry and their committed compliance to laws, rules and regulations. The Group also assesses the suppliers with regard to their track records on environmental maintenance and performance. The Group keeps a list of suppliers and will invite 2-3 suppliers to tender for purchases to get the optimal offer and to eliminate malpractices if the purchase order is of a reasonable size in the opinion of the CEO and departmental manager.

To save costs and delivery time and to support the local economic development, the Group procured all the raw materials and accessories from local suppliers in China in the 2021 Reporting Period, same as the 2020 Reporting Period. The Group did not have any disputes and litigations with our suppliers in the 2021 Reporting Period, which was consistent with our performance in 2020.

B6. Product Responsibility

The ESG Reporting Guide mentioned four major aspects related to Product Responsibility policies and practices: product quality and safety, customer services and complaints handling, privacy and intellectual property rights.

(i) Quality and Safety

As a standard policy, the Group always takes all reasonable steps to ensure that the services delivered to its residents, tenants and visitors to its managed properties and shopping malls, and guests live-in its managed hotels are safe, accurate, satisfactory and meet all agreed or legally required requirements and industries standards and pursuant to its sales and purchases contracts and/or tenancy agreements signed on health and safety, quality of services, timing and price satisfaction. Apart from the provision of quality hardware and facilities, the Group has regularly trained and ensured our employees provide service with politeness, smiles and a positive attitude, and to render support with empathy and heart to the residents, tenants, visitors and/or guests.

ENVIRONMENTAL, SOCIAL AND GOVERNANCE REPORT

(ii) *Customer Services and Complaints*

It is a continuing policy that the local management services offices' managers are the direct controller to monitor and to review the performance of the delivered quality of services meeting both internal and external quality assurance processes and codes. The residents, tenants, visitors and guests of the managed properties, shopping malls and hotels can contact the managers directly or to leave messages by letters, emails and phone about their requests, concerns dissatisfactions and complaints. Upon receiving, the site duty-officers or managers are required to handle immediately without delay. If the incidents are beyond the handling capacity of the site duty-officers or managers, they have to report immediately to the general manager of the local offices, which ensures to find out a solution to address the requests, concerns, dissatisfactions and complaints. For serious issues and complaints, the local management offices will afterwards complete a report to explain and give recommendations for future improvement to the management of the Group.

In the 2021 Reporting Period, same as the 2020 Reporting Period, local property, shopping mall and hotel management services offices were proud again that it received no major complaints from the residents, tenants, visitors and guests, or warnings from the Consumer Councils or relevant regulatory authorities on the quality of its services.

(iii) *Intellectual Property Right*

Given the nature of the Group's business, it does not involve in intellectual property right ("IPR") issues. However, the Group recognises and complies with all the relevant laws and rules in relation to intellectual property right, such as buying original software for office applications and uses. In the 2021 Reporting Period, as well as 2020, the Group did not have any infringement by third parties on its IPR or by itself to any IPR of third parties.

(iv) *Privacy*

The Group's property, shopping mall and hotel management services business operations, owing to their business nature, has generated and accumulated large volumes of private, confidential and sensitive information on the residents, tenants, visitors, and guests as well as suppliers especially about the personal and company detailed background information, and financial documents and position details, terms of contracts etc., of the managed properties, shopping malls and hotels. These types of information are extremely sensitive and important. Pursuant to the Personal Data (Privacy) Ordinance ("PDPO") of Hong Kong (Chapter 486 of the Laws of Hong Kong) and the relevant laws rules and regulations relating to privacy of the PRC, the Group is obliged to keep and to protect all such data confidential and safe. If there is any breach of confidentiality or a failure to comply with the protection, collection, use and disclosure of personal data as prescribed under the PDPO, resulting in personal data related to individual candidates being leaked to or obtained by third parties as a result of its breach of confidentiality, individual candidates may take legal action against the Group for damages and/or compensation for the loss that may have arisen or been incurred therefrom, in addition and being subject to the penalties prescribed under the PDPO.

ENVIRONMENTAL, SOCIAL AND GOVERNANCE REPORT

The Group is fully aware of its obligation and has exercised due diligence on protecting information. The Group has set up a system to encrypt and safeguard this sensitive and confidential information to prevent unauthorised access. The Group has authorised an IT security expert to continuously monitor, maintain and update the hardware software and security system to prevent hacking attacks at all times. Also, all the employees have been notified and legally bound in their employment contracts that they are obligated to honour the “Confidentiality Undertaking”, and that no disclosure and/or leakage in whatever form of the confidential information shall be accessed and/or obtained without the approval of the senior management of Group. Legal actions will be taken if violation takes place. In the 2021 Reporting Period, same as the 2020 Reporting Period, there was no report on information leakage received.

B7. Anti-corruption

As discussed in the introduction section, anti-corruption is a material aspect to all stakeholders. The Group has the social responsibility, as well as the duty to safeguard the assets and interests of all our stakeholders. The Group is also well aware of the importance of honesty, integrity and fairness in our business operations and has therefore put in place anti-corruption measures. We have therefore adopted a zero-tolerance approach to bribery, extortion fraud, and money laundering crimes. All our employees and suppliers must follow our strict policies on ethical standards/business integrity that prohibits bribery and corruption in any form. The employees handbook and employment contracts have incorporated anti-corruption, anti-bribery and malpractices clauses, which strictly prohibit to offer, give, demand or accept any undue advantage, such as money, favours, gifts, discounts, services, loans, contracts, etc., to or from any person in order to obtain or retain business. All employees are required to declare any conflicts of interests in the execution of their roles and duties.

Transactions in large monetary sums are processed through bank transactions which require authorised signatories of the appropriate levels depending on the amount involved. Checks and balances have been installed in the Group for money transaction activities and are considered effective and adequate. In the 2021 Reporting Period, same as the 2020 Reporting Period, there was no bribery or corruption cases against the Group or its employees reported.

B8. Community Investment

The Group strives to implement corporate social responsibility to make continuous contributions to the building of a cohesive and caring society. The Group seeks to foster employees’ sense of social responsibility, thus encouraging them to participate in charitable activities and devote their spare time to help the needy. Furthermore, the Group supported the local communities by prioritising its purchases with the local suppliers. The Group continues to encourage and educate all our employees to participate in environmental protection activities.

The Group’s property, shopping mall and hotel management services operation continued to provide 178 jobs to low skilled city and country-side workers especially female in the 2021 Reporting Period, and to encourage and support employees to provide voluntary services to the community on paid leave on application.

CORPORATE GOVERNANCE REPORT

The Company is committed to maintaining good corporate governance standard and procedures to ensure the integrity, transparency and quality of disclosure in order to enhance the shareholders' value. The board of directors (the "Board") reviews its corporate governance system from time to time in order to meet the rising expectations of shareholders and comply with the increasingly tightened regulatory requirements.

BOARD OF DIRECTORS

1. The Board

The Company is managed through the Board which currently comprises seven Directors, comprising Mr. Li Chao Bo (Chairman), Mr. Ji Jiaming and Mr. Ye Tianfang (Chief Executive Officer) as Executive Directors, Mr. Zhang Guiging as Non-executive Director and Mr. Ng Chi Ho, Dennis, Mr. Kwok Kin Wa and Ms. Kwong Mei Wan, Cally as Independent Non-executive Directors. Independent Non-executive Directors comprise 43% of the Board. The Company has complied with the Listing Rules requirement of Independent Non-executive Directors representing at least one-third of the Board throughout the year ended 31 December 2021. The names and biographical details of the Directors of the Company, and the relationship amongst them, if any, are set out on pages 11 to 13 of this annual report.

The Board is responsible for setting the strategic direction and policies of the Group and supervising the management. Some functions including, inter alia, the monitoring and approval of material transactions, matters involving a conflict of interest for a substantial shareholder or Director of the Company, the approval of the interim and final results, other disclosures to the public or regulators and the internal control system are reserved by the Board and the decisions relating to such matter shall be subject to the decision of the Board. Matters not specifically reserved to the Board and necessary for the daily operations of the Company are delegated to the management under the supervision of the respective Directors and the leadership of the chief executive officer.

There are agreed procedures for the Directors, upon reasonable request, to seek independent professional advice at the Company's expense in appropriate circumstances.

The Board conducts scheduled meetings on a regular basis. Ad-hoc meetings are convened when circumstances require; the Board had met four times in the year ended 31 December 2021 to consider, review and approve significant matters including the 2020 annual results, the 2021 interim results, and refreshment of general mandate.

CORPORATE GOVERNANCE REPORT

Non-executive Directors and Independent Non-executive Directors are selected with the necessary skills and experience to provide strong independent element on the Board and to exercise independent judgement. At least one of the Independent Non-executive Directors has appropriate professional qualifications or accounting or related financial management expertise as provided under Rule 3.10 of the Listing Rules.

To enhance the effectiveness of the Board and to encourage active participation and contribution from Board members, the Board has established an audit committee, a remuneration committee and a nomination committee. Detailed descriptions of each of these committees are set out below. All of these committees adopt, as far as practicable, the principles, procedures and arrangements of the Board in relation to the scheduling and proceeding of meetings, notice of meetings and inclusion of agenda items, records and availability of minutes.

2. Appointment, Re-election and Removal of Directors

At each annual general meeting of the Company (“AGM”), one-third of the Directors are required to retire from office by rotation. At 31 December 2021, all Independent Non-executive Directors are appointed for a fixed term not exceeding three years and all Non-executive Directors (except for chairman) are subject to the requirements of retirement by rotation and re-election by Shareholders at the AGM in accordance with the Company’s articles of association (the “Articles”).

The names and biographical details of the Directors who will offer themselves for election or re-election at the forthcoming AGM are set out in the circular to Shareholders to assist Shareholders in making an informed decision on their elections.

The Company establishes a nomination committee participating in the appointment of new Directors. In evaluating whether an applicant is suitable to act as a Director, the nomination committee will consider the experience and skills of the applicant, as well as personal ethics, integrity and the willingness to commit time in the affairs of the Group. Where the applicant is appointed as an Independent Non-executive Director, the Board will also consider his independence. During the year ended 31 December 2021, the Board had also reviewed and made recommendations in respect of the re-appointments of retiring Directors, which were approved by the Shareholders at the last AGM.

Newly appointed Director(s) will be given an induction on the information of the Group and a manual on the duties and responsibilities as a director of a listed company both under the Listing Rules and applicable laws. The Company has arranged appropriate insurance cover in respect of legal action against the Directors and officers.

CORPORATE GOVERNANCE REPORT

3. Chairman and Chief Executive Officer

The Group is committed to achieving high standards of corporate governance. Throughout the year ended 31 December 2021, the Company had applied the principles and complied with the requirements set out in the CG Code in Appendix 14 of the Listing Rules.

Under this code provision A.2.1, the roles of chairman and chief executive officer should be separate and should not be performed by the same individual. The chairman of the Company (the “Chairman”) is Mr. Li Chao Bo and the Chief Executive Officer of the Company is Mr. Ye Tianfang. Their respective responsibilities are clearly defined and set out in writing.

The Chairman provides leadership and is responsible for the effective functioning of the Board in accordance with good corporate governance practice. With the support of the senior management, the Chairman is also responsible for ensuring that the Directors receive adequate, complete and reliable information in a timely manner and appropriate briefing on issues at the Board meetings.

The Chief Executive Officer focuses on implementing objectives, policies and strategies approved and delegated by the Board. The Chief Executive Officer is in charge of the Company’s management and operating businesses. The Chief Executive Officer is also responsible for developing strategic plans and formulating the Company practices and procedures, business objectives, and risk assessment for the Board’s approval.

BOARD COMMITTEES

1. Audit Committee (“AC”)

During the year ended 31 December 2021, the AC comprised three Independent Non-executive Directors, namely Mr. Ng Chi Ho, Dennis (AC Chairman), Mr. Kwok Kin Wa and Ms. Kwong Mei Wan, Cally. The company secretary (the “Company Secretary”) of the Company serves as the secretary of the AC and minutes of the meetings are sent to the members of the AC within a reasonable time after the meetings. The quorum necessary for the transaction of business by the AC is two.

At least one of the members of the AC has appropriate professional qualifications or accounting or related financial management expertise as required under the Listing Rules. All members have appropriate skills and experience in reviewing financial statements as well as addressing significant control and financial issues of the Company.

CORPORATE GOVERNANCE REPORT

The Board expects the members of the AC to exercise independent judgement and delegates the responsibilities of the corporate governance functions to the AC in order to comply with the requirement of the CG Code. In December 2015, the Board adopted a revised terms of reference of the AC which include the amendments in line with the requirements of the CG Code. The revised terms of reference setting out the AC's authority and its duties and responsibilities are available on the Company's website and on the Stock Exchange website.

Under its revised terms of reference, the AC has been delegated the corporate governance functions of the Board to monitor, procure and manage corporate compliance within the Group.

The operations of the AC are regulated by its terms of reference. The main duties of the AC include:

- to review and supervise the Group's financial reporting process including the review of interim and annual results of the Group;
- to review the external auditors' appointment, remuneration and any matters relating to resignation or termination;
- to examine the effectiveness of the Group's internal control which involves regular review in various corporate structures and business process; and
- to realise corporate objective and strategy by taking into account the potential risk and the nature of its urgency in order to ensure the effectiveness of the Group's business operations. The scope of such reviews includes finance, operations, regulatory compliance and risk management.

Works performed during the year included:

- (i) considered and approved the terms of engagement of the external auditor and their remuneration;
- (ii) reviewed the annual financial statements for the year ended 31 December 2020 and the interim financial statements for the six months ended 30 June 2021;
- (iii) reviewed the Group's risk management and internal control system; and
- (iv) reviewed the Company's policies and practices on corporate governance.

The revised terms of reference setting out the AC's authority and its duties and responsibilities are available on the Company's website and on the Stock Exchange website.

The AC met three times during the year ended 31 December 2021 with an attendance rate of 100% and reviewed the annual results of the Group for the year ended 31 December 2020 and the interim results of the Group for the six months ended 30 June 2021. The Company Secretary keeps all the minutes of the AC meeting.

CORPORATE GOVERNANCE REPORT

2. Remuneration Committee (“RC”)

During the year ended 31 December 2021, the RC comprised three Independent Non-executive Directors namely Mr. Kwok Kin Wa (RC Chairman), Mr. Ng Chi Ho, Dennis and Ms. Kwong Mei Wan, Cally. The Company Secretary serves as the secretary of the RC and minutes of the meetings are sent to the members of the RC within a reasonable time after the meetings. The quorum necessary for the transaction of business by the RC is two.

In February 2015, the Board adopted a revised terms of reference of the RC which include the amendments in line with the requirements of the CG Code. The revised terms of reference setting out the RC’s authority and its duties and responsibilities are available on the Company’s website and on the Stock Exchange website.

The RC has adopted the model that it will review the proposals made by the management on the remuneration of Executive Directors and senior management, and make recommendations to the Board. The Board will have final authority to approve the recommendations made by the RC.

Major responsibilities and functions of the RC are:

- to make recommendations to the Board on the issuer’s policy and structure for all remuneration of Directors and senior management;
- to review and approve performance-based remuneration by reference to corporate goals and objectives resolved by the board from time to time;
- to review and approve the compensation payable to Executive Directors and senior management in connection with any loss or termination of their office or appointment to ensure that such compensation is determined in accordance with relevant contractual terms and that such compensation is otherwise fair and not excessive for the issuer;
- to review and approve compensation arrangements relating to dismissal or removal of Directors for misconduct to ensure that such arrangements are determined in accordance with relevant contractual terms and that any compensation payment is otherwise reasonable and appropriate; and
- to do any such things to enable the Committee to discharge its powers and functions conferred on it by the Board.

Works performed during the year included:

- (i) reviewed and approved the remuneration of all Executive Directors of the Company for the year of 2021; and
- (ii) reviewed the level of Directors’ fees and made recommendations on the Directors’ fees for the year ended 31 December 2021.

CORPORATE GOVERNANCE REPORT

The RC met two times during the year ended 31 December 2021 with an attendance rate of 100% and reviewed its terms of reference, the remuneration policy of the Group and the remuneration packages of Directors and senior management. The fees of the Directors are subject to the Shareholders' approval at general meetings of the Company. Other emoluments are reviewed by the RC with reference to Directors' duties, responsibilities and performance and the results of the Group. Details of the remuneration payable to the Directors are set out in Note 9 to consolidated financial statements.

3. Nomination Committee ("NC")

During the year ended 31 December 2021, the NC comprised three Independent Non-executive Directors namely Mr. Kwok Kin Wa (NC Chairman), Mr. Ng Chi Ho, Dennis and Ms. Kwong Mei Wan, Cally. The Company Secretary serves as the secretary of the NC and minutes of the meeting is sent to the members of the NC within a reasonable time after the meeting. The quorum necessary for the transaction of business by the NC is two.

The operations of the NC are regulated by its terms of reference. The main duties of the NC include:

- to implement the nomination policy laid down by the Board;
- to review the structure, size and composition (including the skills, knowledge and experience) of the Board on a regular basis and make recommendations to the Board regarding any proposed changes;
- to make recommendations to the Board on relevant matters relating to the appointment or re-appointment of Directors and succession planning for directors in particular the Chairman and the Chief Executive Officer; and
- to report to the Board the findings and recommendations of the committee at the next meeting of the Board following each NC meeting.

Works performed during the year included:

- (i) to make recommendations to the Board in respect of the re-appointment and re-election of retiring Directors at 2021 AGM.

In February 2015, the Board adopted a revised terms of reference of the NC which include the amendments in line with the requirements of the CG Code. The revised terms of reference setting out the NC's authority and its duties and responsibilities are available on the Company's website and on the Stock Exchange website.

The NC met two times during the year ended 31 December 2021 with an attendance rate of 100%. To review its terms of reference and re-election of retiring Directors, the nomination procedures basically follow the Article 111 which empowers the Board from time to time and at any time to appoint any person as director either to fill a casual vacancy or as an addition to the Board.

CORPORATE GOVERNANCE REPORT

During the year, the Company has formulated a policy for nomination of directors with the following procedures:

1. The Nomination Committee shall consider suitability of an individual pursuant to the Listing Rules, the Board Nomination Policy and Board Diversity Policy, and the independence of an individual for the position of independent non-executive director.
2. The Nomination Committee shall make recommendation to the Board's for consideration.
3. The Board shall consider the individual recommended by the Nomination Committee pursuant to the Listing Rules (including the corporate governance code as Appendix 14 to the Listing Rules), the Board Nomination Policy and Board Diversity Policy.
4. For casual vacancy and addition of new directors, the Board shall confirm the appointment of the individual and the new director shall be subjected to re-election by shareholders of the Company at the next annual general meeting in accordance with the articles of association of the Company.
5. For re-appointment of retiring directors, the Board shall, based on the recommendation of Nomination Committee, recommend the retiring directors to stand for re-election at the annual general meeting. The appointment of retiring directors shall be subjected to the approval of shareholder at the annual general meeting.
6. The Board reserves the right to final decision on the matters in relation to the selection and appointment of directors.

BOARD DIVERSITY POLICY

The Board has adopted a board diversity policy, under which the Company seeks to achieve board diversity through the consideration of a number of factors in the Board members' selection process, including but not limited to gender, age, cultural and educational background, ethnicity, professional experience, skills, knowledge and length of service. All Board members' appointments will be based on meritocracy, and candidates will be considered against objective criteria, having due regard for the benefits of diversity on the Board. During the reporting period, the Company has a solid slate of Directors with diverse perspectives and varied educational background and expertise made-up, from finance and corporate management, to professional qualifications in accounting fields. The Board shall review the structure, size and composition of the Board from time to time to ensure that it has a balanced composition of skills and experience appropriate to the requirements of the Company's business, with due regard to the benefits of diversity of the Board.

CORPORATE GOVERNANCE REPORT

ATTENDANCE AT MEETINGS

During the year under review, the attendance records of the Directors at Board Meetings, Audit Committee Meetings, Remuneration Committee Meeting, Nomination Committee Meeting and the 2021 annual general meeting (“AGM”) are as follows:

	Numbers of meetings attended/held				2021 AGM
	Board Meetings	Audit Committee Meetings (“AC”)	Remuneration Committee Meetings (“RC”)	Nomination Committee Meeting (“NC”)	
Attendance/Number of meetings held					
Executive Directors					
Mr. Li Chao Bo (<i>Chairman</i>)	4/4	N/A	N/A	N/A	1/1
Mr. Ji Jiaming	4/4	N/A	N/A	N/A	1/1
Mr. Ye Tianfang (<i>Chief Executive Officer</i>)	4/4	N/A	N/A	N/A	1/1
Non-executive Directors					
Mr. Zhang Guiqing	4/4	N/A	N/A	N/A	1/1
Independent non-executive Directors					
Mr. Ng Chi Ho, Dennis (<i>AC Chairman</i>)	4/4	3/3	2/2	2/2	1/1
Mr. Kwok Kin Wa (<i>RC and NC Chairman</i>)	4/4	3/3	2/2	2/2	1/1
Ms. Kwong Mei Wan, Cally	4/4	3/3	2/2	2/2	1/1

COMPLIANCE WITH CODE ON CORPORATE GOVERNANCE PRACTICES

During the year ended 31 December 2021, the Company has applied the principles of, and complied with, the applicable code provisions of the Corporate Governance Code (the “CG Code”) as set out in Appendix 14 of the Listing Rules, except for certain deviations which are summarised as below:

(1) Code Provision A.1.3

Under this code provision A.1.3, notice of at least 14 days should be given of a regular board meeting to give all directors an opportunity to attend. For all other board meetings, reasonable notice should be given. Although the ad-hoc meetings of the Board had convened when the circumstances required, which has given the sufficient notice to all directors and validly convened pursuant to the articles of association (the “Articles”) of the Company.

(2) Code Provision A.4.2

Under this code provision A.4.2, every director should be subject to retirement by rotation at least once every three years. According to Articles, at each annual general meeting, one third of the Directors shall retire from office by rotation provided that notwithstanding anything therein, the chairman (the “Chairman”) of the Board of the Company shall not be subject to retirement by rotation or taken into account in determining the number of Directors to retire. As continuation is a key factor to the successful long term implementation of business plans, the Board believes that the role of the chairman provides the Group with strong and consistent leadership and allows more effective planning and execution of long-term business strategy. As such, the Board is of the view that the Chairman should not be subject to retirement by rotation.

Except as stated above, the Company has continued to comply with the applicable code provisions of the CG Code.

CORPORATE GOVERNANCE REPORT

INDUCTION PROGRAMME AND TRAINING FOR BOARD MEMBERS

Each newly appointed Director receives a comprehensive and formal induction to ensure that he/she has an appropriate understanding of (i) the business and operations of the Group; (ii) his/her responsibilities and obligations under the Listing Rules and relevant regulatory requirements; (iii) the corporate governance code of the Company; and (iv) the Model Code for Securities Transactions by Directors of Listed Issuers.

The Directors are committed to complying with code provision A.6.5 of the CG Code on Directors' training effective from 1 April 2012. All Directors confirmed that they have participated in continuous professional development to develop and refresh their knowledge and skills during the year.

DIVIDEND POLICY

Under the dividend policy adopted by the Company, dividends may be declared from time to time and be paid to shareholders provided that the Group is profitable and without affecting the normal operations of the Group. In summary, the declaration of dividends and the dividend amount shall be determined at the sole and absolute discretion of the Board taking into account the following factors including (1) the Group's financial performance; (2) the liquidity position and capital requirements of the Group; and (3) any other factors that the Board may consider appropriate.

COMPANY SECRETARY

The Company Secretary, Mr. Chan Hoi Yin Anthony, is responsible to the Board for ensuring that the Board procedures are followed and the Board activities are efficiently and effectively conducted. He is also responsible for ensuring that the Board is fully appraised of the relevant legislative, regulatory and corporate governance developments relating to the Group and facilitating the induction and professional development of Directors.

The Company Secretary reports to the Chairman and the Chief Executive Officer, plays an essential role in the relationship between the Company and its shareholders, and assists the Board in discharging its obligations to shareholders pursuant to the Listing Rules.

During the year under review, Mr. Chan Hoi Yin Anthony has attended relevant professional seminars to update his skills and knowledge. He has complied with the Listing Rules to take no less than 15 hours of relevant professional training in each financial year.

CORPORATE GOVERNANCE REPORT

RISK MANAGEMENT AND INTERNAL CONTROL

The Board is responsible for ensuring sound and effective internal control systems and risk management to safeguard the Shareholders' interests and the Company's assets. Review of the Group's internal controls covering major financial, operational and compliance controls, as well as risk management functions. The controls built into the risk management system are intended to manage, not eliminate, significant risks in the Group's business environment.

1. Risk Management

The Group adopts a risk management system which manages the risk associated with its business and operations. The system comprises the following phases:

- *Identification:* Identify ownership of risks, business objectives and risks that could affect the achievement of objectives.
- *Evaluation:* Analyze the likelihood and impact of risks and evaluate the risk portfolio accordingly.
- *Management:* Consider the risk responses, ensure effective communication to the Board and on-going monitor the residual risks.

Based on the risk assessments conducted in 2021, no significant risk was identified.

2. Internal Control

The Group's has outsourced the internal control systems auditing function. The outsourced internal auditor reports directly to the Audit Committee and is responsible for conducting regular audits on the major activities of the Group. The Audit Committee has received a report from the outsourced internal auditor summarizing audits concluded in the year. The Audit Committee has reviewed the findings and recommendations made by the outsourced internal auditor and have ensured that any issues arising from the audit are appropriately resolved by management in an efficient and timely manner.

MODEL CODE FOR SECURITIES TRANSACTIONS BY DIRECTORS

The Board has adopted the Model Code for Securities Transactions by Directors of Listed Issuers (the "Model Code") set out in Appendix 10 of the Rules Governing the Listing of Securities on The Stock Exchange of the Listing Rules (as amended from time to time by the Stock Exchange) as its own code of conduct for regulating securities transactions by Directors.

Having made specific enquiry of all the Directors, all the Directors confirmed that they have complied with the required standards set out in the Model Code throughout the year ended 31 December 2021.

CORPORATE GOVERNANCE REPORT

ACCOUNTABILITY AND AUDIT

1. Financial Reporting

The Board acknowledges its responsibility for preparing the Group's accounts which give a true and fair view of the state of affairs of the Group on a going concern basis, with supporting assumptions or qualification as necessary.

In preparing the accounts for the year ended 31 December 2021, the Directors have selected suitable accounting policies and applied them consistently, made judgments and estimates that are prudent and reasonable.

The management provides explanation and information to the Board to enable the Board to make informed assessments of the financial and other information put before the Board for approval.

The Board endeavours to ensure the making of balanced, clear and understandable assessments of the Group's position and prospects and extending the coverage of such information to include annual reports, interim reports, price-sensitive announcements and financial disclosures as required under the Listing Rules, reports to regulators as well as any information that is required to be disclosed pursuant to statutory requirements.

2. Auditor and their Remuneration

For the year ended 31 December 2021, the total remuneration in respect of audit service paid and payable to the Company's auditor, Confucius International CPA Limited, amounted to HK\$900,000.

COMMUNICATION WITH SHAREHOLDERS

The Company strives to convey to Shareholders pertinent information in a clear, detailed, timely manner and on a regular basis and to take into consideration their views and inputs, and to address the Shareholders concerned. Their views are communicated to the Board comprehensively.

1. Disclosure of information on Company's website

The Company communicates with the Shareholders through the publication of annual, interim reports, circulars, results announcements and press releases. All communications to Shareholders are also available on the Company's website at www.city-infrastructure.com.

2. General meetings

The Company had provided sufficient notice for Shareholders on all general meetings of the Company. The AGM provides a useful platform for Shareholders to exchange views with the Board. The Chairman and the Board members are available to answer Shareholders' questions.

CORPORATE GOVERNANCE REPORT

3. Voting by poll

Separate resolutions are proposed at general meetings on each substantially separate issue, including the election of individual Directors.

All votes of the Shareholders at a general meeting must be taken by poll according to the Listing Rules. The chairman of the meeting will therefore demand a poll for every resolution put to the vote of the AGM pursuant to the Article.

RIGHT TO CONVENE AN EXTRAORDINARY GENERAL MEETING AND PUT FORWARD PROPOSALS

In accordance with the provisions under the Articles of Association of the Company, extraordinary general meetings can be convened on the requisition of one or more shareholders holding, at the date of deposit of the requisition, not less than one tenth of the paid up capital of the Company having the right of voting at general meetings. Such requisition shall be made in writing to the Directors or the Secretary for the purpose of requiring an Extraordinary General Meeting to be called by the Directors for the transaction of any business specified in such requisition. Such meeting shall be held within two months after the deposit of such requisition. If within 21 days of such deposit the Directors fail to proceed to convene such meeting, the requisitionist themselves may do so in the same manner, and all reasonable expenses incurred by the requisitionist(s) as a result of the failure of the Directors shall be reimbursed to the requisitionist(s) by the Company.

COMMUNICATION WITH INVESTORS

The Board recognises that effective communication with investors is the key to establish investor confidence and to attract new investors.

1. Results announcement

Annual reports and interim reports are prepared and issued to all Shareholders within the prescribed period stipulated by the Listing Rules. All results announcements and reports are posted on the Company's website and the Stock Exchange's website. The Company can still provide the Shareholders and investors with an adequate degree of transparency and information of the financial position of the Company.

2. Regular release of corporate information

The Group regularly releases corporate information such as the latest news of the Group's developments on its Company's website. The public are welcome to give their comments and make their enquiries through the Company's website and the management will give their prompt response.

INDEPENDENT AUDITOR'S REPORT



香港灣仔莊士敦道181號大有大廈15樓1501-08室
Rooms 1501-08, 15th Floor, Tai Yau Building,
181 Johnston Road, Wanchai, Hong Kong
電話 Tel: (852) 3103 6980
傳真 Fax: (852) 3104 0170

TO THE MEMBERS OF CHINA CITY INFRASTRUCTURE GROUP LIMITED

中國城市基礎設施集團有限公司

(Incorporated in the Cayman Islands with limited liability)

OPINION

We have audited the consolidated financial statements of China City Infrastructure Group Limited (the “Company”) and its subsidiaries (collectively referred to as the “Group”) set out on pages 61 to 148, which comprise the consolidated statement of financial position as at 31 December 2021, and the consolidated statement of profit or loss and the consolidated statement of profit or loss and other comprehensive income, consolidated statement of changes in equity and consolidated statement of cash flows for the year then ended, and notes to the consolidated financial statements, including a summary of significant accounting policies.

In our opinion, the consolidated financial statements give a true and fair view of the consolidated financial position of the Group as at 31 December 2021, and of its consolidated financial performance and its consolidated cash flows for the year then ended in accordance with Hong Kong Financial Reporting Standards (“HKFRSs”) issued by the Hong Kong Institute of Certified Public Accountants (“HKICPA”) and have been properly prepared in compliance with the disclosure requirements of the Hong Kong Companies Ordinance.

BASIS FOR OPINION

We conducted our audit in accordance with Hong Kong Standards on Auditing (“HKSA”) issued by the HKICPA. Our responsibilities under those standards are further described in the Auditor’s Responsibilities for the Audit of the Consolidated Financial Statements section of our report. We are independent of the Group in accordance with the HKICPA’s Code of Ethics for Professional Accountants (“the Code”), and we have fulfilled our other ethical responsibilities in accordance with the Code. We believe that the audit evidence we have obtained is sufficient and appropriate to provide a basis for our opinion.

MATERIAL UNCERTAINTY RELATED TO GOING CONCERN

The accompanying consolidated financial statements for the year ended 31 December 2021 have been prepared assuming that the Group will continue as a going concern. We draw attention to note 3 to the consolidated financial statements which indicated that the Group incurred a net loss attributable to owners of the Company of approximately HK\$167,111,000 for the year ended 31 December 2021, and as at the same date, the Group’s current liabilities exceeded its current assets by approximately HK\$450,244,000. These conditions indicate the existence of a material uncertainty that may cast significant doubt on the Group’s ability to continue as a going concern. As explained in note 3 to the consolidated financial statements, these consolidated financial statements have been prepared on a going concern basis. The consolidated financial statements do not include any adjustments that might result from the outcome of this uncertainty. Our opinion is not modified in respect of this matter.

INDEPENDENT AUDITOR'S REPORT

KEY AUDIT MATTERS

Key audit matters are those matters that, in our professional judgement, were of most significance in our audit of the consolidated financial statements of the current period. These matters were addressed in the context of our audit of the consolidated financial statements as a whole, and in forming our opinion thereon, and we do not provide a separate opinion on these matters.

Impairment assessment of goodwill

Reference is made to note 16 to the consolidated financial statements.

Impairment of goodwill is considered to be a key audit matter due to significant management judgements and estimates required in assessing the inputs to the valuation models supporting management's assessment of impairment.

The significant judgements that affect management's assessment of impairment of the Group's goodwill include cash flows forecast, discount rates applied, and the assumptions underlying forecast growth.

How our audit addressed the key audit matter

Our procedures in relation to the impairment of goodwill included:

- Assessing the reasonableness of management's estimate of the Group's revenue growth rate and operating margin based on our understanding of the nature of the Group's business and the operating models, management expectation of market development and the industry trends;
- Evaluating the objectivity, independence and competency of the valuer;
- Discussing with and challenging the valuer on the valuation methodologies, assumptions and key estimates used in the valuation;
- Performing a sensitivity analysis to assess the impact on the recoverable amount of the CGU by reasonable possible changes to the key assumptions such as discount rates, revenue gross margins, forecast operating margins and terminal growth rates and further challenging management's assumptions and estimates; and
- Comparing the projected cash flows, including the assumptions relating to revenue growth rates and operating margins, against the CGU's historical performance to test the accuracy of management's projections.

We found the key assumptions used by management were comparable with historical performance and expected future outlook, and were reasonable and appropriate in the circumstances.

INDEPENDENT AUDITOR'S REPORT

KEY AUDIT MATTERS (continued)

Valuation of investment properties

Reference is made to note 15 to the consolidated financial statements.

Management has estimated the fair value of the Group's investment properties to be approximately HK\$2,131,707,000 with a revaluation loss amounting to approximately HK\$76,495,000 for the year recorded in the consolidated statement of profit or loss with reference to valuations performed by the independent external valuers.

Due to the significant financial impacts of the valuations which is dependent on certain key assumptions and inputs that require significant management's judgements and estimations, we identified the valuation of investment properties as a key audit matter.

How our audit addressed the key audit matter

Our procedures in relation to valuation of investment properties included:

- Assessing the independent external valuers' competence, capabilities, independence and objectivity;
- Assessing the valuation methodologies used and the appropriateness of the key assumptions and data adopted in the valuation based on our knowledge of the property industry;
- Evaluating, on a sample basis, the reasonableness of the significant unobservable and the accuracy of the input data used in the valuation by comparing them to, where relevant, existing tenancy profiles, and available public information of similar comparable properties;
- Discussing the valuation with the external valuer and management and challenging key estimates and inputs adopted in the valuation including those relating to market selling prices, by comparing them with available market data, taking into consideration comparability and other local market factors; and
- Conducting site visits to all investment properties.

We consider the key assumptions and estimates adopted in the valuation supported by available evidence and are reasonable.

INDEPENDENT AUDITOR'S REPORT

OTHER INFORMATION

The directors are responsible for the other information. The other information comprises the information included in the annual report, but does not include the consolidated financial statements and our auditor's report thereon.

Our opinion on the consolidated financial statements does not cover the other information and we do not express any form of assurance conclusion thereon.

In connection with our audit of the consolidated financial statements, our responsibility is to read the other information and, in doing so, consider whether the other information is materially inconsistent with the consolidated financial statements or our knowledge obtained in the audit or otherwise appears to be materially misstated. If, based on the work we have performed, we conclude that there is a material misstatement of this other information, we are required to report that fact. We have nothing to report in this regard.

RESPONSIBILITIES OF DIRECTORS AND THOSE CHARGED WITH GOVERNANCE FOR THE CONSOLIDATED FINANCIAL STATEMENTS

The directors are responsible for the preparation of the consolidated financial statements that give a true and fair view in accordance with HKFRSs issued by the HKICPA and the disclosure requirements of the Hong Kong Companies Ordinance, and for such internal control as the directors determine is necessary to enable the preparation of consolidated financial statements that are free from material misstatement, whether due to fraud or error.

In preparing the consolidated financial statements, the directors are responsible for assessing the Group's ability to continue as a going concern, disclosing, as applicable, matters related to going concern and using the going concern basis of accounting unless the directors either intend to liquidate the Group or to cease operations, or have no realistic alternative but to do so.

Those charged with governance are responsible for overseeing the Group's financial reporting process.

INDEPENDENT AUDITOR'S REPORT

AUDITOR'S RESPONSIBILITIES FOR THE AUDIT OF THE CONSOLIDATED FINANCIAL STATEMENTS

Our objectives are to obtain reasonable assurance about whether the consolidated financial statements as a whole are free from material misstatement, whether due to fraud or error, and to issue an auditor's report that includes our opinion solely to you, as a body, in accordance with our agreed terms of engagement, and for no other purpose. We do not assume responsibility towards or accept liability to any other person for the contents of this report. Reasonable assurance is a high level of assurance, but is not a guarantee that an audit conducted in accordance with HKSA's will always detect a material misstatement when it exists. Misstatements can arise from fraud or error and are considered material if, individually or in the aggregate, they could reasonably be expected to influence the economic decisions of users taken on the basis of these consolidated financial statements.

As part of an audit in accordance with HKSA's, we exercise professional judgment and maintain professional skepticism throughout the audit. We also:

- Identify and assess the risks of material misstatement of the consolidated financial statements, whether due to fraud or error, design and perform audit procedures responsive to those risks, and obtain audit evidence that is sufficient and appropriate to provide a basis for our opinion. The risk of not detecting a material misstatement resulting from fraud is higher than for one resulting from error, as fraud may involve collusion, forgery, intentional omissions, misrepresentations, or the override of internal control.
- Obtain an understanding of internal control relevant to the audit in order to design audit procedures that are appropriate in the circumstances, but not for the purpose of expressing an opinion on the effectiveness of the Group's internal control.
- Evaluate the appropriateness of accounting policies used and the reasonableness of accounting estimates and related disclosures made by the directors.
- Conclude on the appropriateness of the directors' use of the going concern basis of accounting and, based on the audit evidence obtained, whether a material uncertainty exists related to events or conditions that may cast significant doubt on the Group's ability to continue as a going concern. If we conclude that a material uncertainty exists, we are required to draw attention in our auditor's report to the related disclosures in the consolidated financial statements or, if such disclosures are inadequate, to modify our opinion. Our conclusions are based on the audit evidence obtained up to the date of our auditor's report. However, future events or conditions may cause the Group to cease to continue as a going concern.
- Evaluate the overall presentation, structure and content of the consolidated financial statements, including the disclosures, and whether the consolidated financial statements represent the underlying transactions and events in a manner that achieves fair presentation.
- Obtain sufficient appropriate audit evidence regarding the financial information of the entities or business activities within the Group to express an opinion on the consolidated financial statements. We are responsible for the direction, supervision and performance of the group audit. We remain solely responsible for our audit opinion.

INDEPENDENT AUDITOR'S REPORT

AUDITOR'S RESPONSIBILITIES FOR THE AUDIT OF THE CONSOLIDATED FINANCIAL STATEMENTS (continued)

We communicate with the those charged with governance regarding, among other matters, the planned scope and timing of the audit and significant audit findings, including any significant deficiencies in internal control that we identify during our audit.

We also provide those charged with governance with a statement that we have complied with relevant ethical requirements regarding independence, and to communicate with them all relationships and other matters that may reasonably be thought to bear on our independence, and where applicable, actions taken to eliminate threats or safeguards applied.

From the matters communicated with those charged with governance, we determine those matters that were of most significance in the audit of the consolidated financial statements of the current period and are therefore the key audit matters. We describe these matters in our auditor's report unless law or regulation precludes public disclosure about the matter or when, in extremely rare circumstances, we determine that a matter should not be communicated in our report because the adverse consequences of doing so would reasonably be expected to outweigh the public interest benefits of such communication.

Confucius International CPA Limited

Certified Public Accountants

Chan Lap Chi

Practicing Certificate Number: P04084

Hong Kong, 29 April 2022

CONSOLIDATED STATEMENT OF PROFIT OR LOSS

For the year ended 31 December 2021

	NOTES	2021 HK\$'000	2020 HK\$'000
Revenue	7(a)	75,085	73,742
Cost of sales		(34,087)	(44,598)
Gross profit		40,998	29,144
Fair value loss of investment properties	15	(76,495)	(235,364)
Gain on disposal of subsidiaries	32	5	323,847
Gain on disposal of a joint venture		–	819
Share of result of a joint venture, net of dividend		–	503
Allowance for expected credit losses of trade and other receivables	20	(2,261)	(3,971)
Other operating income	7(b)	8,805	43,032
Other operating expenses		(1,957)	(91,158)
Selling and distribution expenses		(2,442)	(3,410)
Administrative expenses		(56,695)	(68,267)
Finance costs	8	(96,193)	(149,057)
Loss before tax		(186,235)	(153,882)
Income tax credit	10	19,124	58,138
Loss for the year	11	(167,111)	(95,744)
Loss attributable to:			
Owners of the Company		(167,111)	(85,341)
Non-controlling interests		–	(10,403)
		(167,111)	(95,744)
Loss per share	13	HK cents	HK cents
– Basic		(5.34)	(2.73)
– Diluted		(5.34)	(2.73)

The accompanying notes form an integral part of these consolidated financial statements.

CONSOLIDATED STATEMENT OF PROFIT OR LOSS AND OTHER COMPREHENSIVE INCOME*For the year ended 31 December 2021*

	NOTE	2021 HK\$'000	2020 HK\$'000
Loss for the year		(167,111)	(95,744)
Other comprehensive income for the year:			
<i>Items that are reclassified or may be reclassified subsequently to profit or loss:</i>			
Exchange differences arising on translation of foreign operations		39,189	86,711
Release of translation reserve upon disposal of subsidiaries	32	–	22,791
Release of translation reserve upon disposal of a joint venture		–	177
Share of translation reserve of a joint venture		–	44
Other comprehensive income for the year		39,189	109,723
Total comprehensive (expenses) income for the year (net of tax)		(127,922)	13,979
Total comprehensive (expenses) income attributable to:			
Owners of the Company		(127,922)	24,591
Non-controlling interests		–	(10,612)
		(127,922)	13,979

The accompanying notes form an integral part of these consolidated financial statements.

CONSOLIDATED STATEMENT OF FINANCIAL POSITION

At 31 December 2021

	NOTES	2021 HK\$'000	2020 HK\$'000
ASSETS			
Non-current assets			
Property, plant and equipment	14	5,874	8,510
Investment properties	15	2,131,707	2,146,429
Goodwill	16	151,598	151,598
Right-of-use assets	17(a)	22,628	24,920
		2,311,807	2,331,457
Current assets			
Inventories	18	16	83
Inventory of properties	19	191,427	188,221
Trade and other receivables	20	56,877	67,605
Pledged bank deposits	21	100,605	95,238
Bank balances and cash	21	17,428	27,118
		366,353	378,265
TOTAL ASSETS		2,678,160	2,709,722
EQUITY AND LIABILITIES			
EQUITY			
Equity attributable to owners of the Company			
Share capital	28	312,828	312,828
Reserves		702,286	830,208
		1,015,114	1,143,036

CONSOLIDATED STATEMENT OF FINANCIAL POSITION

At 31 December 2021

	NOTES	2021 HK\$'000	2020 HK\$'000
LIABILITIES			
Non-current liabilities			
Deferred tax liabilities	30	364,810	375,269
Borrowings – due after one year	25	470,897	457,428
Convertible note – due after one year	26	–	393,802
Promissory note – due after one year	27	–	52,908
Deposits received for lease of properties	24	6,768	7,367
Lease liabilities – due after one year	17(b)	3,974	2,803
		846,449	1,289,577
Current liabilities			
Trade and other payables	22	143,770	121,370
Contract liabilities	23	1,070	821
Deposits received for lease of properties	24	6,220	6,233
Tax payable		50,456	49,089
Borrowings – due within one year	25	142,622	89,583
Convertible note – due within one year	26	416,404	–
Promissory note – due within one year	27	53,229	–
Lease liabilities – due within one year	17(b)	2,826	10,013
		816,597	277,109
TOTAL LIABILITIES		1,663,046	1,566,686
TOTAL EQUITY AND LIABILITIES		2,678,160	2,709,722
NET CURRENT (LIABILITIES) ASSETS		(450,244)	101,156
TOTAL ASSETS LESS CURRENT LIABILITIES		1,861,563	2,432,613

The accompanying notes from an integral part of these consolidated financial statements.

The consolidated financial statements on pages 61 to 148 were approved and authorised for issue by the board of directors on 29 April 2022 and are signed on its behalf by:

Li Chao Bo
DIRECTOR

Ye Tianfang
DIRECTOR

CONSOLIDATED STATEMENT OF CHANGES IN EQUITY

For the year ended 31 December 2021

	Share capital	Share premium	Convertible notes equity reserve	Share options reserve	Special reserve <i>(note a)</i>	Capital reserve <i>(note b)</i>	Translation reserve	Accumulated losses	Attributable to owners of the Company	Non- controlling interests	Total
	<i>HK\$'000</i>	<i>HK\$'000</i>	<i>HK\$'000</i>	<i>HK\$'000</i>	<i>HK\$'000</i>	<i>HK\$'000</i>	<i>HK\$'000</i>	<i>HK\$'000</i>	<i>HK\$'000</i>	<i>HK\$'000</i>	<i>HK\$'000</i>
At 31 December 2019 and 1 January 2020	312,828	1,741,104	67,363	6,702	(184)	42,414	(108,597)	(901,074)	1,160,556	(5,734)	1,154,822
Loss for the year	-	-	-	-	-	-	-	(85,341)	(85,341)	(10,403)	(95,744)
Release of translation reserve upon disposal of subsidiaries	-	-	-	-	-	-	22,791	-	22,791	-	22,791
Release of translation reserve upon disposal of a joint venture	-	-	-	-	-	-	177	-	177	-	177
Share of translation reserve of a joint venture	-	-	-	-	-	-	44	-	44	-	44
Translation exchange differences	-	-	-	-	-	-	86,920	-	86,920	(209)	86,711
Total comprehensive income for the year	-	-	-	-	-	-	109,932	(85,341)	24,591	(10,612)	13,979
Disposal of subsidiaries <i>(Note 32)</i>	-	-	-	-	-	(42,414)	-	-	(42,414)	16,649	(25,765)
Acquisition of additional interests in a subsidiary	-	-	-	-	-	303	-	-	303	(303)	-
At 31 December 2020 and 1 January 2021	312,828	1,741,104	67,363	6,702	(184)	303	1,335	(986,415)	1,143,036	-	1,143,036
Loss for the year	-	-	-	-	-	-	-	(167,111)	(167,111)	-	(167,111)
Translation exchange differences	-	-	-	-	-	-	39,189	-	39,189	-	39,189
Total comprehensive expenses for the year	-	-	-	-	-	-	39,189	(167,111)	(127,922)	-	(127,922)
At 31 December 2021	312,828	1,741,104	67,363	6,702	(184)	303	40,524	(1,153,526)	1,015,114	-	1,015,114

Notes:

(a) The special reserve represents:

- (i) the difference between the nominal value of the share capital issued by Wah Yuen Foods International Limited, a subsidiary of the Company, and the nominal value of the share capital of the subsidiaries acquired in a previous group reorganisation; and
- (ii) the difference between the nominal value of the share capital issued by the Company and the nominal value of the share capital of the subsidiaries acquired in a previous group reorganisation.

(b) The capital reserve represents:

- (i) In 2015 and 2020, the Group acquired additional interests in a subsidiary and accounted for the acquisition as equity transaction. The difference between the fair value of the non-controlling interests and the fair value of the consideration paid was recognised in capital reserve.
- (ii) In 2020, the Group disposed of the entire remaining interests in a subsidiary. The transaction recognised in capital reserve previously was transferred to accumulated losses.

CONSOLIDATED STATEMENT OF CASH FLOWS

For the year ended 31 December 2021

	2021 HK\$'000	2020 HK\$'000
OPERATING ACTIVITIES		
Loss before tax	(186,235)	(153,882)
Adjustments for:		
Interest expenses	96,193	149,057
Interest income	(96)	(26,298)
Depreciation of property, plant and equipment	1,578	639
Depreciation of right-of-use-assets	8,925	14,085
Impairment loss on goodwill	–	40,000
Impairment loss on right-of-use assets	–	2,936
Impairment loss on inventory of properties	–	41,679
Allowance for expected credit losses of trade and other receivables	2,261	3,971
Loss on early redemption of promissory note	–	3,580
Loss (gain) on disposal of property, plant and equipment	4	(41)
Loss on written off of property, plant and equipment	2,157	–
Fair value loss of investment properties	76,495	235,364
Share of result of a joint venture, net of dividend	–	(503)
Gain on disposal of subsidiaries	(5)	(323,847)
Gain on disposal of a joint venture	–	(819)
Gain on disposal of investment properties	–	(1,535)
COVID-19-related rent concessions received	–	(9,103)
Gain on early termination of lease	(944)	(89)
Operating cash flows before movements in working capital	333	(24,806)
Decrease in inventories	66	8
Decrease in inventory of properties	–	9,890
Decrease (increase) in trade and other receivables	8,323	(125,566)
(Decrease) increase in trade and other payables	(14,556)	104,848
(Decrease) increase in deposits received for lease of properties	(605)	4,014
Increase in contract liabilities	246	54,130
Cash (used in) from operations	(6,193)	22,518
Income tax refunded	1,351	1,909
NET CASH (USED IN) FROM OPERATING ACTIVITIES	(4,842)	24,427

CONSOLIDATED STATEMENT OF CASH FLOWS*For the year ended 31 December 2021*

	<i>NOTES</i>	2021 HK\$'000	2020 HK\$'000
INVESTING ACTIVITIES			
Additions to investment properties		(10,230)	(7,977)
Net cash inflow on disposal of subsidiaries	32	9	993
Net cash inflow on disposal of a joint venture		-	4,203
Purchase of property, plant and equipment		(952)	(4,352)
Proceeds from disposal of property, plant and equipment		23	67
Proceeds from disposal of investment properties		-	28,081
Placement of pledged bank deposits		(5,302)	(89,888)
Interest received		96	26,298
NET CASH USED IN INVESTING ACTIVITIES		(16,356)	(42,575)
FINANCING ACTIVITIES			
Capital element of lease rentals paid	35	(11,265)	(4,674)
Interest element of lease rentals paid	35	(636)	(1,080)
Interest paid	35	(38,143)	(120,779)
New borrowings raised		165,938	593,421
Repayment of borrowings		(119,578)	(425,264)
NET CASH (USED IN) FROM FINANCING ACTIVITIES		(3,684)	41,624
NET (DECREASE) INCREASE IN CASH AND CASH EQUIVALENTS		(24,882)	23,476
Effect of foreign exchange rate changes		15,192	(17,509)
CASH AND CASH EQUIVALENTS AT 1 JANUARY		27,118	21,151
CASH AND CASH EQUIVALENTS AT 31 DECEMBER		17,428	27,118
ANALYSIS OF CASH AND CASH EQUIVALENTS			
Bank balances and cash		17,428	27,118

The accompanying notes from an integral part of these consolidated financial statements.

NOTES TO THE CONSOLIDATED FINANCIAL STATEMENTS

For the year ended 31 December 2021

1. GENERAL

China City Infrastructure Group Limited (the “Company”) is an exempt company with limited liability incorporated in the Cayman Islands under the Companies Law Chapter 22 (Law 3 of 1961, as consolidated and revised) of the Cayman Islands on 9 October 2002.

The shares of the Company have been listed on the main board of The Stock Exchange of Hong Kong Limited (the “Stock Exchange”) since 25 June 2003. The Directors of the Company consider Linkway Investment Holdings Limited, a company incorporated in the British Virgin Islands with limited liability, as the substantial shareholder of the Company.

The Company is an investment holding company. The principal activities of the Company and its subsidiaries (collectively, the “Group”) are property investment, property development, hotel business and property management in the People’s Republic of China (the “PRC”).

The consolidated financial statements are presented in Hong Kong Dollars (“HK\$”), which is also the functional currency of the Company.

2. APPLICATION OF NEW AND AMENDMENTS TO HONG KONG FINANCIAL REPORTING STANDARDS (“HKFRSs”)

Amendments to HKFRSs that are mandatorily effective for current year

In current year, the Group has applied the following amendments to HKFRSs issued by the Hong Kong Institute of Certified Public Accountants (“HKICPA”) for the first time, which are mandatorily effective for the annual periods beginning on 1 January 2021 for the preparation of the financial statements:

Amendments to HKFRS 9, HKAS 39, HKFRS 7, HKFRS 4 and HKFRS 16	Interest Rate Benchmark Reform – Phase 2
--	--

The application of the amendments to HKFRSs in current year has had no material impact on the Group’s financial positions and performance for current and prior period or on the disclosures set out in these financial statements.

NOTES TO THE CONSOLIDATED FINANCIAL STATEMENTS

For the year ended 31 December 2021

2. APPLICATION OF NEW AND AMENDMENTS TO HONG KONG FINANCIAL REPORTING STANDARDS (“HKFRSs”) (continued)

New and amendments to HKFRSs issued but not yet effective

The Group has not early applied the following new and amendments to HKFRSs that have been issued but are not yet effective.

HKFRS 17	Insurance Contracts and the related Amendments ³
Amendments to HKFRS 3	Reference to the Conceptual Framework ²
Amendments to HKFRS 10 and HKAS 28	Sale or Contribution of Assets between an Investor and its Associate or Joint Venture ⁴
Amendments to HKFRS 16	Covid-19-Related Rent Concessions beyond 30 June 2021 ¹
Amendments to HKAS 1	Classification of Liabilities as Current or Non-current and Related amendments to Hong Kong Interpretation 5 ³
Amendments to HKAS 1 and HKFRS Practice Statement 2	Disclosure of Accounting Policies ³
Amendments to HKAS 8	Definition of Accounting Estimates ³
Amendments to HKAS 12	Deferred Tax related to Assets and Liabilities arising from a Single Transactions ³
Amendments to HKAS 16	Property, Plant and Equipment – Proceeds before Intended Use ²
Amendments to HKAS 37	Onerous Contracts – Cost of Fulfilling a Contract ²
Amendments to HKFRSs	Annual Improvements to HKFRSs 2018-2021 ²

¹ Effective for annual periods beginning on or after 1 April 2021.

² Effective for annual periods beginning on or after 1 January 2022.

³ Effective for annual periods beginning on or after 1 January 2023.

⁴ Effective date to be determined.

The directors anticipates that the application of these new and amendments to HKFRSs will have no material impact on the Group’s financial statements in the foreseeable future.

NOTES TO THE CONSOLIDATED FINANCIAL STATEMENTS

For the year ended 31 December 2021

3. SIGNIFICANT ACCOUNTING POLICIES

Statement of compliance

The consolidated financial statements have been prepared in accordance with HKFRSs issued by the HKICPA. In addition, the consolidated financial statements include applicable disclosures required by the Rules Governing the Listing of Securities on The Stock Exchange of Hong Kong Limited and by the Hong Kong Companies Ordinance. Significant accounting policies adopted by the Group are detailed below.

Basis of preparation

The consolidated financial statements have been prepared on a going concern basis notwithstanding the net loss attributable to owners of the Company of approximately HK\$167,111,000 for the year ended 31 December 2021 and the net current liabilities of approximately HK\$450,244,000 as at 31 December 2021. The directors of the Company have reviewed the Group's cash flow projections which cover a period of not less than one year from 31 December 2021. In the opinion of the directors of the Company, the liquidity of the Group can be maintained in the coming year as the directors of the Company had taken into consideration the following facts and circumstances:

- (a) On 25 April 2022, Green City Development Limited (the "Vendor"), a wholly owned subsidiary of the Company, as the vendor entered into a sale and purchase agreement with Sky Climber Development Limited as the purchaser (the "Purchaser"), in relation to dispose of 100% equity interests of Precious Palace Enterprises Limited at a consideration of HK\$840,000,000. The Purchaser is the holder of (i) convertible note with outstanding principal amount of HK\$431,500,000 issued by the Company to the Purchaser (the "Convertible Note"); and (ii) the promissory note with outstanding principal amount of HK\$53,500,000 issued by the Company to the Purchaser (the "Promissory Note"). The Convertible Note and the Promissory Note will become due in July 2022. It is agreed that part of the consideration of the disposal will be set off against the Convertible Note and the Promissory Note. Details of the disposal were set out in the Company's announcements dated 25 April 2022.
- (b) The Company has already repaid bank borrowing due within one year of approximately HK\$93,900,000 in March 2022.
- (c) The Group will take active measures to continue to speed up the collection of outstanding trade and other receivables, control cost of sales and administrative costs and maintain containment of capital expenditures.

The consolidated financial statements have been prepared on the historical cost basis except for certain properties that are measured at fair value at the end of each reporting period, as explained in the accounting policies set out below.

Historical cost is generally based on the fair value of the consideration given in exchange for goods and services.

NOTES TO THE CONSOLIDATED FINANCIAL STATEMENTS

For the year ended 31 December 2021

3. SIGNIFICANT ACCOUNTING POLICIES (continued)

Basis of preparation (continued)

Fair value is the price that would be received to sell an asset or paid to transfer a liability in an orderly transaction between market participants at the measurement date, regardless of whether that price is directly observable or estimated using another valuation technique. In estimating the fair value of an asset or a liability, the Group takes into account the characteristics of the asset or liability if market participants would take those characteristics into account when pricing the asset or liability at the measurement date. Fair value for measurement and/or disclosure purposes in these consolidated financial statements is determined on such a basis, except for share-based payment transactions that are within the scope of HKFRS 2 Share-based Payment, leasing transactions that are accounted for in accordance with HKFRS 16 (since 1 January 2019) or HKAS 17 (before application of HKFRS 16), and measurements that have some similarities to fair value but are not fair value, such as net realisable value in HKAS 2 Inventories or value in use in HKAS 36 Impairment of Assets.

The principal accounting policies are set out below.

A fair value measurement of a non-financial asset takes into account a market participant's ability to generate economic benefits by using the asset in its highest and best use or by selling it to another market participant that would use the asset in its highest and best use.

In addition, for financial reporting purposes, fair value measurements are categorised into Level 1, 2, or 3 based on the degree to which the inputs to the fair value measurements are observable and the significance of the inputs to the fair value measurement in its entirety, which are described as follows:

- Level 1 inputs are quoted prices (unadjusted) in active markets for identical assets or liabilities that the entity can access at the measurement date;
- Level 2 inputs are inputs, other than quoted prices included within Level 1, that are observable for the asset or liability, either directly or indirectly; and
- Level 3 inputs are unobservable inputs for the asset or liability.

Basis of consolidation

The consolidated financial statements incorporate the financial statements of the Company and entities (including structured entities) controlled by the Company and its subsidiaries. Control is achieved when the Company:

- has power over the investee;
- is exposed, or has rights, to variable returns from its involvement with the investee; and
- has the ability to use its power to affect its returns.

The Group reassesses whether or not it controls an investee if facts and circumstances indicate that there are changes to one or more of the three elements of control listed above.

NOTES TO THE CONSOLIDATED FINANCIAL STATEMENTS

For the year ended 31 December 2021

3. SIGNIFICANT ACCOUNTING POLICIES (continued)

Basis of consolidation (continued)

Consolidation of a subsidiary begins when the Group obtains control over the subsidiary and ceases when the Group loses control of the subsidiary. Specifically, income and expenses of a subsidiary acquired or disposed of during the year are included in the consolidated statement of profit or loss from the date the Group gains control until the date when the Group ceases to control the subsidiary.

Profit or loss and each item of other comprehensive income are attributed to the owners of the Company and to the non-controlling interests. Total comprehensive income of subsidiaries is attributed to the owners of the Company and to the non-controlling interests even if this results in the non-controlling interests having a deficit balance.

When necessary, adjustments are made to the financial statements of subsidiaries to bring their accounting policies in line with the Group's accounting policies.

All intragroup assets and liabilities, equity, income, expenses and cash flows relating to transactions between members of the Group are eliminated in full on consolidation.

Non-controlling interests in subsidiaries are presented separately from the Group's equity therein, which represent present ownership interests entitling their holders to a proportionate share of net assets of the relevant subsidiaries upon liquidation.

Changes in the Group's ownership interests in existing subsidiaries

Changes in the Group's ownership interests in existing subsidiaries that do not result in the Group losing control over the subsidiaries are accounted for as equity transactions. The carrying amounts of the Group's relevant components of equity and the non-controlling interests are adjusted to reflect the changes in their relative interests in the subsidiaries, including re-attribution of relevant reserves between the Group and the non-controlling interests according to the Group's and the non-controlling interests' proportionate interests.

Any difference between the amount by which the non-controlling interests are adjusted, and the fair value of the consideration paid or received is recognised directly in equity and attributed to owners of the Company.

When the Group loses control of a subsidiary, the assets and liabilities of that subsidiary and non-controlling interests (if any) are derecognised. A gain or loss is recognised in profit or loss and is calculated as the difference between (i) the aggregate of the fair value of the consideration received and the fair value of any retained interest and (ii) the carrying amount of the assets (including goodwill), and liabilities of the subsidiary attributable to the owners of the Company. All amounts previously recognised in other comprehensive income in relation to that subsidiary are accounted for as if the Group had directly disposed of the related assets or liabilities of the subsidiary (i.e. reclassified to profit or loss or transferred to another category of equity as specified/permitted by applicable HKFRSs). The fair value of any investment retained in the former subsidiary at the date when control is lost is regarded as the fair value on initial recognition for subsequent accounting under HKFRS 9 Financial Instrument ("HKFRS 9") or, when applicable, the cost on initial recognition of an investment in an associate or a joint venture.

NOTES TO THE CONSOLIDATED FINANCIAL STATEMENTS

For the year ended 31 December 2021

3. SIGNIFICANT ACCOUNTING POLICIES (continued)

Business combinations or asset acquisitions

Optional concentration test

The Group can elect to apply an optional concentration test, on a transaction-by-transaction basis, that permits a simplified assessment of whether an acquired set of activities and assets is not a business. The concentration test is met if substantially all of the fair value of the gross assets acquired is concentrated in a single identifiable asset or group of similar identifiable assets. The gross assets under assessment exclude cash and cash equivalents, deferred tax assets, and goodwill resulting from the effects of deferred tax liabilities. If the concentration test is met, the set of activities and assets is determined not to be a business and no further assessment is needed.

Business combinations

Acquisitions of businesses are accounted for using the acquisition method. The consideration transferred in a business combination is measured at fair value, which is calculated as the sum of the acquisition-date fair values of the assets transferred by the Group, liabilities incurred by the Group to former owners of the acquiree and the equity interests issued by the Group in exchange for control of the acquiree. Acquisition-related costs are generally recognised in profit or loss as incurred.

Except for certain recognition exemptions, the identifiable assets acquired and liabilities assumed must meet the definitions of an asset and a liability in the Framework for the Preparation and Presentation of Financial Statements (replaced by the Conceptual Framework for Financial Reporting issued in October 2010).

At the acquisition date, the identifiable assets acquired and the liabilities assumed are recognised at their fair value, except that:

- deferred tax assets or liabilities and assets or liabilities related to employee benefit arrangements are recognised and measured in accordance with HKAS 12 Income Taxes and HKAS 19 Employee Benefits respectively;
- liabilities or equity instruments related to the share-based payment arrangements of the acquiree or share-based payment arrangement of the Group entered into to replace share-based payment arrangements of the acquiree are measured in accordance with HKFRS 2 Share-based Payment at the acquisition date (see the accounting policy below);
- assets (or disposal groups) that are classified as held for sale in accordance with HKFRS 5 Non-current Assets Held for Sale and Discontinued Operations are measured in accordance with that standard; and
- lease liabilities are recognised and measured at the present value of the remaining lease payments (as defined in HKFRS 16) as if the acquired leases were new leases at the acquisition date, except for leases for which (a) the lease term ends within 12 months of the acquisition date; or (b) the underlying asset is of low value. Right-of-use assets are recognised and measured at the same amount as the relevant lease liabilities, adjusted to reflect favourable or unfavourable terms of the lease when compared with market terms.

NOTES TO THE CONSOLIDATED FINANCIAL STATEMENTS

For the year ended 31 December 2021

3. SIGNIFICANT ACCOUNTING POLICIES (continued)

Business combinations (continued)

Goodwill is measured as the excess of the sum of the consideration transferred, the amount of any non-controlling interests in the acquiree, and the fair value of the acquirer's previously held equity interest in the acquiree (if any) over the net amounts of the identifiable assets acquired and the liabilities assumed as at acquisition date. If, after re-assessment, the net amount of the identifiable assets acquired and liabilities assumed exceeds the sum of the consideration transferred, the amount of any non-controlling interests in the acquiree and the fair value of the acquirer's previously held interest in the acquiree (if any), the excess is recognised immediately in profit or loss as a bargain purchase gain.

Non-controlling interests that are present ownership interests and entitle their holders to a proportionate share of the relevant subsidiary's net assets in the event of liquidation are initially measured at the non-controlling interests' proportionate share of the recognised amounts of the acquiree's identifiable net assets or at fair value. The choice of measurement basis is made on a transaction-by-transaction basis. Other types of non-controlling interests are measured at their fair value.

When the consideration transferred by the Group in a business combination includes assets or liabilities resulting from a contingent consideration arrangement, the contingent consideration is measured at its acquisition-date fair value and included as part of the consideration transferred in a business combination. Changes in the fair value of the contingent consideration that qualify as measurement period adjustments are adjusted retrospectively, with the corresponding adjustments made against goodwill. Measurement period adjustments are adjustments that arise from additional information obtained during the "measurement period" (which cannot exceed one year from the acquisition date) about facts and circumstances that existed at the acquisition date.

The subsequent accounting for the contingent consideration that do not qualify as measurement period adjustments depends on how the contingent consideration is classified. Contingent consideration that is classified as equity is not remeasured at subsequent reporting dates and its subsequent settlement is accounted for within equity. Contingent consideration that is classified as an asset or a liability is remeasured to fair value at subsequent reporting dates, with the corresponding gain or loss being recognised in profit or loss.

When a business combination is achieved in stages, the Group's previously held equity interest in the acquiree is remeasured to fair value at the acquisition date (i.e. the date when the Group obtains control), and the resulting gain or loss, if any, is recognised in profit or loss or other comprehensive income, as appropriate. Amounts arising from interests in the acquiree prior to the acquisition date that have previously been recognised in other comprehensive income and measured under HKFRS 9 would be accounted for on the same basis as would be required if the Group had disposed directly of the previously held equity interest.

If the initial accounting for a business combination is incomplete by the end of the reporting period in which the combination occurs, the Group reports provisional amounts for the items for which the accounting is incomplete. Those provisional amounts are adjusted during the measurement period (see above), and additional assets or liabilities are recognised, to reflect new information obtained about facts and circumstances that existed at the acquisition date that, if known, would have affected the amounts recognised at that date.

NOTES TO THE CONSOLIDATED FINANCIAL STATEMENTS

For the year ended 31 December 2021

3. SIGNIFICANT ACCOUNTING POLICIES (continued)

Goodwill

Goodwill arising on an acquisition of a business is carried at cost as established at the date of acquisition of the business (see the accounting policy above) less accumulated impairment losses, if any.

For the purposes of impairment testing, goodwill is allocated to each of the Group's cash-generating units (or groups of cash-generating units) that is expected to benefit from the synergies of the combination, which represent the lowest level at which the goodwill is monitored for internal management purposes and not larger than an operating segment.

A cash-generating unit (or group of cash-generating units) to which goodwill has been allocated is tested for impairment annually or more frequently when there is indication that the unit may be impaired. For goodwill arising on an acquisition in a reporting period, the cash-generating unit (or group of cash-generating units) to which goodwill has been allocated is tested for impairment before the end of that reporting period. If the recoverable amount is less than its carrying amount, the impairment loss is allocated first to reduce the carrying amount of any goodwill and then to the other assets on a pro-rata basis based on the carrying amount of each asset in the unit (or group of cash-generating units).

On disposal of the relevant cash-generating unit or any of the cash-generating unit within the group of cash-generating units, the attributable amount of goodwill is included in the determination of the amount of profit or loss on disposal. When the Group disposes of an operation within the cash-generating unit (or a cash-generating unit within a group of cash-generating units), the amount of goodwill disposed of is measured on the basis of the relative values of the operation (or the cash-generating unit) disposed of and the portion of the cash-generating unit (or the group of cash-generating units) retained.

Revenue from Contracts with Customers

The Group recognises revenue when (or as) a performance obligation is satisfied, i.e. when "control" of the goods or services underlying the particular performance obligation is transferred to the customer.

A performance obligation represents a good or service (or a bundle of goods or services) that is distinct or a series of distinct goods or services that are substantially the same.

Control is transferred over time and revenue is recognised over time by reference to the progress towards complete satisfaction of the relevant performance obligation if one of the following criteria is met:

- the customer simultaneously receives and consumes the benefits provided by the Group's performance as the Group performs;
- the Group's performance creates and enhances an asset that the customer controls as the Group performs; or
- the Group's performance does not create an asset with an alternative use to the Group and the Group has an enforceable right to payment for performance completed to date.

NOTES TO THE CONSOLIDATED FINANCIAL STATEMENTS

For the year ended 31 December 2021

3. SIGNIFICANT ACCOUNTING POLICIES (continued)

Revenue from Contracts with Customers (continued)

Otherwise, revenue is recognised at a point in time when the customer obtains control of the distinct good or service.

A contract asset represents the Group's right to consideration in exchange for goods or services that the Group has transferred to a customer that is not yet unconditional. It is assessed for impairment in accordance with HKFRS 9. In contrast, a receivable represents the Group's unconditional right to consideration, i.e. only the passage of time is required before payment of that consideration is due.

A contract liability represents the Group's obligation to transfer goods or services to a customer for which the Group has received consideration (or an amount of consideration is due) from the customer.

A contract asset and a contract liability relating to the same contract are accounted for and presented on a net basis.

Over time revenue recognition: measurement of progress towards complete satisfaction of a performance obligation

Output method

The progress towards complete satisfaction of a performance obligation is measured based on output method, which is to recognise revenue on the basis of direct measurements of the value of the goods or services transferred to the customer to date relative to the remaining goods or services promised under the contract, that best depict the Group's performance in transferring control of goods or services.

Existence of significant financing component

In determining the transaction price, the Group adjusts the promised amount of consideration for the effects of the time value of money if the timing of payments agreed (either explicitly or implicitly) provides the customer or the Group with a significant benefit of financing the transfer of goods or services to the customer. In those circumstances, the contract contains a significant financing component. A significant financing component may exist regardless of whether the promise of financing is explicitly stated in the contract or implied by the payment terms agreed to by the parties to the contract.

For contracts where the period between payment and transfer of the associated goods or services is less than one year, the Group applies the practical expedient of not adjusting the transaction price for any significant financing component.

Incremental costs of obtaining a contract

Incremental costs of obtaining a contract are those costs that the Group incurs to obtain a contract with a customer that it would not have incurred if the contract had not been obtained.

The Group recognises such costs (such as sales commission) as an asset if it expects to recover these costs. The asset so recognised is subsequently amortised to profit or loss on a systematic basis that is consistent with the transfer to the customer of the goods or services to which the assets relate.

NOTES TO THE CONSOLIDATED FINANCIAL STATEMENTS

For the year ended 31 December 2021

3. SIGNIFICANT ACCOUNTING POLICIES (continued)

Property, plant and equipment

Property, plant and equipment are tangible assets that are held for use in the production or supply of goods or services, or for administrative purposes (other than properties under construction as described below). Property, plant and equipment are stated in the consolidated statement of financial position at cost less subsequent accumulated depreciation and subsequent accumulated impairment losses, if any.

Properties in the course of construction for production, supply or administrative purposes are carried at cost, less any recognised impairment loss. Costs include any costs directly attributable to bringing the asset to the location and condition necessary for it to be capable of operating in the manner intended by management and, for qualifying assets, borrowing costs capitalised in accordance with the Group's accounting policy. Depreciation of these assets, on the same basis as other property assets, commences when the assets are ready for their intended use.

Depreciation is recognised so as to write off the cost of assets (other than construction in progress) less their residual values over their estimated useful lives, using the straight-line method. The estimated useful lives, residual values and depreciation method are reviewed at the end of each reporting period, with the effect of any changes in estimate accounted for on a prospective basis.

An item of property, plant and equipment is derecognised upon disposal or when no future economic benefits are expected to arise from the continued use of the asset. Any gain or loss arising on the disposal or retirement of an item of property, plant and equipment is determined as the difference between the sales proceeds and the carrying amount of the asset and is recognised in profit or loss.

NOTES TO THE CONSOLIDATED FINANCIAL STATEMENTS

For the year ended 31 December 2021

3. SIGNIFICANT ACCOUNTING POLICIES (continued)

Investment properties

Investment properties are properties held to earn rentals and/or for capital appreciation (including properties under construction for such purposes). Investment properties are initially measured at cost, including any directly attributable expenditure. Subsequent to initial recognition, investment properties are measured at their fair value, adjusted to exclude any prepaid or accrued operating lease income. Gains or losses arising from changes in the fair value of investment properties are included in profit or loss for the period in which they arise.

Construction costs incurred for investment properties under construction are capitalised as part of the carrying amount of the investment properties under construction.

An investment property is derecognised upon disposal or when the investment property is permanently withdrawn from use and no future economic benefits are expected from its disposals. Any gain or loss arising on derecognition of the property (calculated as the difference between the net disposal proceeds and the carrying amount of the asset) is included in the profit or loss in the period in which the property is derecognised.

Inventories

Inventories include consumables and spare parts which are stated at the lower of cost and net realisable value.

Inventory of properties

Inventory of properties include properties under development and properties held for sale, which are included in current assets at the lower of cost and net realisable value.

The costs of properties under development consist of construction expenditures, amounts capitalised in respect of amortisation of land use rights, borrowing costs directly attributable to construction of such properties and other direct costs. Net realisable value is based on estimated selling price in the ordinary course of business as determined by management with reference to the prevailing market conditions, less costs expected to be incurred to completion and selling and marketing costs. On completion, the properties, together with related land use rights, are transferred to completed properties held for sale.

Properties under development are classified as current assets unless the construction period of the relevant property development project is expected to complete beyond normal operating cycle, which are classified as properties held for development under non-current assets.

No depreciation is provided on properties under development.

NOTES TO THE CONSOLIDATED FINANCIAL STATEMENTS

For the year ended 31 December 2021

3. SIGNIFICANT ACCOUNTING POLICIES (continued)

Financial Instruments

Financial assets and financial liabilities are recognised when a group entity becomes a party to the contractual provisions of the instrument. All regular way purchases or sales of financial assets are recognised and derecognised on a trade date basis. Regular way purchases or sales are purchases or sales of financial assets that require delivery of assets within the time frame established by regulation or convention in the market place.

Financial assets and financial liabilities are initially measured at fair value except for trade receivables from property management services arising from contracts with customers which are initially measured in accordance with HKFRS 15. Transaction costs that are directly attributable to the acquisition or issue of financial assets and financial liabilities (other than financial assets or financial liabilities at fair value through profit or loss (“FVTPL”)) are added to or deducted from the fair value of the financial assets or financial liabilities, as appropriate, on initial recognition. Transaction costs that are directly attributable to the acquisition of financial assets and financial liabilities at fair value through profit or loss are recognised immediately in profit or loss.

The effective interest method is a method of calculating the amortised cost of a financial asset or financial liability and of allocating interest income and interest expense over the relevant period. The effective interest rate is the rate that exactly discounts estimated future cash receipts and payments (including all fees and points paid or received that form an integral part of the effective interest rate, transaction costs and other premiums or discounts) through the expected life of the financial asset or financial liability, or, where appropriate, a shorter period, to the net carrying amount on initial recognition.

Financial assets

Classification and subsequent measurement of financial assets

Financial assets that meet the following conditions are subsequently measured at amortised cost:

- the financial asset is held within a business model whose objective is to collect contractual cash flows; and
- the contractual terms give rise on specified dates to cash flows that are solely payments of principal and interest on the principal amount outstanding.

NOTES TO THE CONSOLIDATED FINANCIAL STATEMENTS

For the year ended 31 December 2021

3. SIGNIFICANT ACCOUNTING POLICIES (continued)

Financial Instruments (continued)

Financial assets (continued)

Classification and subsequent measurement of financial assets (continued)

Amortised cost and interest income

Interest income is recognised using the effective interest method for financial assets measured subsequently at amortised cost and debt instruments/receivables subsequently measured at FVTOCI. Interest income is calculated by applying the effective interest rate to the gross carrying amount of a financial asset, except for financial assets that have subsequently become credit-impaired (see below). For financial assets that have subsequently become credit-impaired, interest income is recognised by applying the effective interest rate to the amortised cost of the financial asset from the next reporting period. If the credit risk on the credit-impaired financial instrument improves so that the financial asset is no longer credit-impaired, interest income is recognised by applying the effective interest rate to the gross carrying amount of the financial asset from the beginning of the reporting period following the determination that the asset is no longer credit impaired.

NOTES TO THE CONSOLIDATED FINANCIAL STATEMENTS

For the year ended 31 December 2021

3. SIGNIFICANT ACCOUNTING POLICIES (continued)

Financial Instruments (continued)

Financial assets (continued)

Impairment of financial assets

The Group performs impairment assessment under expected credit loss (“ECL”) model on financial assets (including trade and other receivables, pledged bank deposit, and bank balances and cash), which are subject to impairment assessment under HKFRS 9. The amount of ECL is updated at each reporting date to reflect changes in credit risk since initial recognition.

Lifetime ECL represents the ECL that will result from all possible default events over the expected life of the relevant instrument. In contrast, 12-month ECL (“12m ECL”) represents the portion of lifetime ECL that is expected to result from default events that are possible within 12 months after the reporting date. Assessment are done based on the Group’s historical credit loss experience, adjusted for factors that are specific to the debtors, general economic conditions and an assessment of both the current conditions at the reporting date as well as the forecast of future conditions.

The Group always recognises lifetime ECL for trade receivables from property management services and lease receivables. The ECL on these assets are assessed individually for debtors with significant balances and/or collectively using a provision matrix with appropriate groupings.

For all other instruments, the Group measures the loss allowance equal to 12m ECL, unless when there has been a significant increase in credit risk since initial recognition, the Group recognises lifetime ECL. The assessment of whether lifetime ECL should be recognised is based on significant increases in the likelihood or risk of a default occurring since initial recognition.

NOTES TO THE CONSOLIDATED FINANCIAL STATEMENTS

For the year ended 31 December 2021

3. SIGNIFICANT ACCOUNTING POLICIES (continued)

Financial Instruments (continued)

Financial assets (continued)

Impairment of financial assets (continued)

(i) Significant increase in credit risk

In assessing whether the credit risk has increased significantly since initial recognition, the Group compares the risk of a default occurring on the financial instruments as at the reporting date with the risk of a default occurring on the financial instruments as at the date of initial recognition. In making this assessment, the Group considers both quantitative and qualitative information that is reasonable and supportable, including historical experience and forward-looking information that is available without undue cost or effort.

In particular, the following information is taken into account when assessing whether credit risk has increased significantly:

- an actual or expected significant deterioration in the financial instruments' external (if available) or internal credit rating;
- significant deterioration in external market indicators of credit risk, e.g. a significant increase in the credit spread;
- existing or forecast adverse changes in business, financial or economic conditions that are expected to cause a significant decrease in the debtor's ability to meet its debt obligations;
- an actual or expected significant deterioration in the operating results of the debtor; and
- an actual or expected significant adverse change in the regulatory, economic, or technological environment of the debtor that results in a significant decrease in the debtor's ability to meet its debt obligations.

Irrespective of the outcome of the above assessment, the Group presumes that the credit risk has increased significantly since initial recognition when contractual payments are more than 30 days past due, unless the Group has reasonable and supportable information that demonstrates otherwise.

Despite the foregoing, the Group assumes that the credit risk on a debt instrument has not increased significantly since initial recognition if the debt instrument is determined to have low credit risk at the reporting date. A debt instrument is determined to have low credit risk if (i) it has a low risk of default, (ii) the borrower has a strong capacity to meet its contractual cash flow obligations in the near term and (iii) adverse changes in economic and business conditions in the longer term may, but will not necessarily, reduce the ability of the borrower to fulfil its contractual cash flow obligations. The Group considers a debt instrument to have low credit risk when it has an internal or external credit rating of "investment grade" as per globally understood definitions.

NOTES TO THE CONSOLIDATED FINANCIAL STATEMENTS

For the year ended 31 December 2021

3. SIGNIFICANT ACCOUNTING POLICIES (continued)

Financial Instruments (continued)

Financial assets (continued)

Impairment of financial assets (continued)

(i) Significant increase in credit risk (continued)

The Group regularly monitors the effectiveness of the criteria used to identify whether there has been a significant increase in credit risk and revises them as appropriate to ensure that the criteria are capable of identifying significant increase in credit risk before the amount becomes past due.

(ii) Definition of default

For internal credit risk management, the Group considers an event of default occurs when information developed internally or obtained from external sources indicates that the debtor is unlikely to pay its creditors, including the Group, in full (without taking into account any collaterals held by the Group).

Irrespective of the above, the Group considers that default has occurred when a financial asset is more than 90 days past due unless the Group has reasonable and supportable information to demonstrate that a more lagging default criterion is more appropriate.

(iii) Credit-impaired financial assets

A financial asset is credit-impaired when one or more events of default that have a detrimental impact on the estimated future cash flows of that financial asset have occurred. Evidence that a financial asset is credit-impaired includes observable data about the following events:

- significant financial difficulty of the issuer or the borrower;
- a breach of contract, such as a default or past due event;
- the lender(s) of the borrower, for economic or contractual reasons relating to the borrower's financial difficulty, having granted to the borrower a concession(s) that the lender(s) would not otherwise consider;
- it is becoming probable that the borrower will enter bankruptcy or other financial reorganisation; or
- the disappearance of an active market for that financial asset because of financial difficulties.

NOTES TO THE CONSOLIDATED FINANCIAL STATEMENTS

For the year ended 31 December 2021

3. SIGNIFICANT ACCOUNTING POLICIES (continued)

Financial Instruments (continued)

Financial assets (continued)

Impairment of financial assets (continued)

(iv) Write-off policy

The Group writes off a financial asset when there is information indicating that the counterparty is in severe financial difficulty and there is no realistic prospect of recovery, for example, when the counterparty has been placed under liquidation or has entered into bankruptcy proceedings, or in the case of trade receivables from property management services and lease receivables, when the amounts are over one year past due, whichever occurs sooner. Financial assets written off may still be subject to enforcement activities under the Group's recovery procedures, taking into account legal advice where appropriate. A write-off constitutes a derecognition event. Any subsequent recoveries are recognised in profit or loss.

(v) Measurement and recognition of ECL

The measurement of ECL is a function of the probability of default, loss given default (i.e. the magnitude of the loss if there is a default) and the exposure at default. The assessment of the probability of default and loss given default is based on historical data adjusted by forward-looking information. Estimation of ECL reflects an unbiased and probability-weighted amount that is determined with the respective risks of default occurring as the weights. The Group uses a practical expedient in estimating ECL on trade receivables using a provision matrix taking into consideration historical credit loss experience, adjusted for forward looking information that is available without undue cost or effort.

Generally, the ECL is the difference between all contractual cash flows that are due to the Group in accordance with the contract and the cash flows that the Group expects to receive, discounted at the effective interest rate determined at initial recognition. For a lease receivable, the cash flows used for determining the ECL is consistent with the cash flows used in measuring the lease receivable in accordance with HKFRS 16.

Lifetime ECL for certain trade receivables are considered on a collective basis taking into consideration past due information and relevant credit information such as forward looking macroeconomic information.

For collective assessment, the Group takes into consideration the following characteristics when formulating the grouping:

- Past-due status;
- Nature, size and industry of debtors; and
- External credit rating where available.

The grouping is regularly reviewed by management to ensure the constituents of each group continue to share similar credit risk characteristics.

NOTES TO THE CONSOLIDATED FINANCIAL STATEMENTS

For the year ended 31 December 2021

3. SIGNIFICANT ACCOUNTING POLICIES (continued)

Financial Instruments (continued)

Financial assets (continued)

Impairment of financial assets (continued)

(v) Measurement and recognition of ECL (continued)

Interest income is calculated based on the gross carrying amount of the financial asset unless the financial asset is credit impaired, in which case interest income is calculated based on amortised cost of the financial asset.

The Group recognises an impairment gain or loss in profit or loss for all financial instruments by adjusting their carrying amount, with the exception of trade receivables from property management services, lease receivables and loan receivables where the corresponding adjustment is recognised through a loss allowance account.

Derecognition of financial assets

The Group derecognises a financial asset only when the contractual rights to the cash flows from the asset expire, or when it transfers the financial asset and substantially all the risks and rewards of ownership of the asset to another entity. If the Group neither transfers nor retains substantially all the risks and rewards of ownership and continues to control the transferred asset, the Group recognises its retained interest in the asset and an associated liability for amounts it may have to pay. If the Group retains substantially all the risks and rewards of ownership of a transferred financial asset, the Group continues to recognise the financial asset and also recognises a collateralised borrowing for the proceeds received.

On derecognition of a financial asset measured at amortised cost, the difference between the asset's carrying amount and the sum of the consideration received and receivable is recognised in profit or loss.

NOTES TO THE CONSOLIDATED FINANCIAL STATEMENTS

For the year ended 31 December 2021

3. SIGNIFICANT ACCOUNTING POLICIES (continued)

Financial Instruments (continued)

Financial liabilities and equity instruments

Classification as debt or equity

Debt and equity instruments issued by a group entity are classified as either financial liabilities or as equity instruments in accordance with the substance of the contractual arrangements and the definitions of a financial liability and an equity instrument.

Equity instruments

An equity instrument is any contract that evidences a residual interest in the assets of the group entity after deducting all of its liabilities. Equity instruments issued by a group entity are recognised at the proceeds received, net of direct issue costs.

Perpetual instruments which include no contractual obligation for the Group to deliver cash or other financial assets or the Group has the sole discretion to defer payment of distribution and redemption of principal amount indefinitely are classified as equity instruments.

Financial liabilities

Financial liabilities (including trade and other payables, borrowings and promissory note) are subsequently measured at amortised cost, using the effective interest method.

Convertible notes

The component parts of the convertible notes are classified separately as financial liability and equity in accordance with the substance of the contractual arrangements and the definitions of a financial liability and an equity instrument. A conversion option that will be settled by the exchange of a fixed amount of cash or another financial asset for a fixed number of the Company's own equity instruments is an equity instrument.

At the date of issue, the fair value of the liability component is estimated by measuring the fair value of similar liability that does not have an associated equity component.

A conversion option classified as equity is determined by deducting the amount of the liability component from the fair value of the compound instrument as a whole. This is recognised and included in equity, net of income tax effects, and is not subsequently remeasured. In addition, the conversion option classified as equity will remain in equity until the conversion option is exercised, in which case, the balance recognised in equity will be transferred to share premium. Where the conversion option remains unexercised at the maturity date of the convertible note, the balance recognised in equity will be transferred to accumulated losses. No gain or loss is recognised in profit or loss upon conversion or expiration of the conversion option.

Derecognition of financial liabilities

The Group derecognises financial liabilities when, and only when, the Group's obligations are discharged, cancelled or have expired. The difference between the carrying amount of the financial liability derecognised and the consideration paid and payable is recognised in profit or loss.

NOTES TO THE CONSOLIDATED FINANCIAL STATEMENTS

For the year ended 31 December 2021

3. SIGNIFICANT ACCOUNTING POLICIES (continued)

Impairment on property, plant and equipment, and right-of-use assets other than goodwill

At the end of the reporting period, the Group reviews the carrying amounts of its property, plant and equipment, and right-of-use assets to determine whether there is any indication that these assets have suffered an impairment loss. If any such indication exists, the recoverable amount of the relevant assets is estimated in order to determine the extent of the impairment loss (if any).

The recoverable amount of property, plant and equipment, and right-of-use assets are estimated individually. When it is not possible to estimate the recoverable amount individually, the Group estimates the recoverable amount of the cash-generating unit to which the asset belongs.

In testing a cash-generating unit for impairment, corporate assets are allocated to the relevant cash-generating unit when a reasonable and consistent basis of allocation can be established, or otherwise they are allocated to the smallest group of cash generating units for which a reasonable and consistent allocation basis can be established. The recoverable amount is determined for the cash-generating unit or group of cash-generating units to which the corporate asset belongs, and is compared with the carrying amount of the relevant cash-generating unit or group of cash-generating units.

NOTES TO THE CONSOLIDATED FINANCIAL STATEMENTS

For the year ended 31 December 2021

3. SIGNIFICANT ACCOUNTING POLICIES (continued)

Impairment on property, plant and equipment, and right-of-use assets other than goodwill (continued)

Recoverable amount is the higher of fair value less costs of disposal and value in use. In assessing value in use, the estimated future cash flows are discounted to their present value using a pre-tax discount rate that reflects current market assessments of the time value of money and the risks specific to the asset (or a cash generating unit) for which the estimates of future cash flows have not been adjusted.

If the recoverable amount of an asset (or a cash-generating unit) is estimated to be less than its carrying amount, the carrying amount of the asset (or a cash-generating unit) is reduced to its recoverable amount. For corporate assets or portion of corporate assets which cannot be allocated on a reasonable and consistent basis to a cash-generating unit, the Group compares the carrying amount of a group of cash-generating units, including the carrying amounts of the corporate assets or portion of corporate assets allocated to that group of cash-generating units, with the recoverable amount of the group of cash-generating units. In allocating the impairment loss, the impairment loss is allocated first to reduce the carrying amount of any goodwill (if applicable) and then to the other assets on a pro-rata basis based on the carrying amount of each asset in the unit or the group of cash-generating units. The carrying amount of an asset is not reduced below the highest of its fair value less costs of disposal (if measurable), its value in use (if determinable) and zero. The amount of the impairment loss that would otherwise have been allocated to the asset is allocated pro rata to the other assets of the unit or the group of cash-generating units. An impairment loss is recognised immediately in profit or loss.

When an impairment loss is subsequently reverses, the carrying amount of the asset (or cash-generating unit or a group of cash-generating units) is increased to the revised estimate of its recoverable amount, but so that the increased carrying amount does not exceed the carrying amount that would have been determined had no impairment loss been recognised for the asset (or a cash-generating unit or a group of cash-generating units) in prior years. A reversal of an impairment loss is recognised immediately in profit or loss.

Leases

Definition of a lease

A contract is, or contains, a lease if the contract conveys the right to control the use of an identified asset for a period of time in exchange for consideration.

For contracts entered into or modified on or after the date of initial application or arising from business combinations, the Group assesses whether a contract is or contains a lease based on the definition under HKFRS 16 at inception, modification date or acquisition date, as appropriate. Such contract will not be reassessed unless the terms and conditions of the contract are subsequently changed.

NOTES TO THE CONSOLIDATED FINANCIAL STATEMENTS

For the year ended 31 December 2021

3. SIGNIFICANT ACCOUNTING POLICIES (continued)

Leases (continued)

The Group as a lessee

Allocation of consideration to components of a contract

For a contract that contains a lease component and one or more additional lease or non-lease components, the Group allocates the consideration in the contract to each lease component on the basis of the relative stand-alone price of the lease component and the aggregate stand-alone price of the non-lease components.

Short-term leases and leases of low-value assets

The Group applies the short-term lease recognition exemption to leases that have a lease term of 12 months or less from the commencement date and do not contain a purchase option. It also applies the recognition exemption for lease of low-value assets. Lease payments on short-term leases and leases of low-value assets are recognised as expense on a straight-line basis or another systematic basis over the lease term.

Right-of-use assets

The cost of right-of-use asset includes:

- The amount of the initial measurement of the lease liability;
- Any lease payments made at or before the commencement date, less any lease incentives received;
- Any initial direct costs incurred by the Group; and
- An estimate of costs to be incurred by the Group in dismantling and removing the underlying assets, restoring the site on which it is located or restoring the underlying asset to the condition required by the terms and conditions of the lease.

Right-of-use assets are measured at cost, less any accumulated depreciation and impairment losses, and adjusted for any remeasurement of lease liabilities.

Right-of-use assets in which the Group is reasonably certain to obtain ownership of the underlying leased assets at the end of the lease term are depreciated from commencement date to the end of the useful life. Otherwise, right-of-use assets are depreciated on a straight-line basis over the shorter of its estimated useful life and the lease term.

The Group presents right-of-use assets as a separate line item on the consolidated statement of financial position.

NOTES TO THE CONSOLIDATED FINANCIAL STATEMENTS

For the year ended 31 December 2021

3. SIGNIFICANT ACCOUNTING POLICIES (continued)

Leases (continued)

The Group as a lessee (continued)

Refundable rental deposits

Refundable rental deposits paid are accounted under HKFRS 9 Financial Instruments (“HKFRS 9”) and initially measured at fair value. Adjustments to fair value at initial recognition are considered as additional lease payments and included in the cost of right-of-use assets.

Lease liabilities

At the commencement date of a lease, the Group recognises and measures the lease liability at the present value of lease payments that are unpaid at that date. In calculating the present value of lease payments, the Group uses the incremental borrowing rate at the lease commencement date if the interest rate implicit in the lease is not readily determinable.

The lease payments include:

- Fixed payments (including in-substance fixed payments) less any lease incentives receivable;
- Variable lease payments that depend on an index or a rate, initially measured using the index or rate as at the commencement date;
- Amounts expected to be payable by the Group under residual value guarantees;
- The exercise price of a purchase option if the Group is reasonably certain to exercise the option; and
- Payments of penalties for terminating a lease, if the lease term reflects the Group exercising an option to terminate the lease.

After the commencement date, lease liabilities are adjusted by interest accretion and lease payments.

NOTES TO THE CONSOLIDATED FINANCIAL STATEMENTS

For the year ended 31 December 2021

3. SIGNIFICANT ACCOUNTING POLICIES (continued)

Leases (continued)

The Group as a lessee (continued)

Lease liabilities (continued)

The Group remeasures lease liabilities (and makes a corresponding adjustment to the related right-of-use assets) whenever:

- The lease term has changed or there is a change in the assessment of exercise of a purchase option in which case the related lease liability is remeasured by discounting the revised lease payments using a revised discount rate at the date of reassessment.
- The lease payments change due to changes in market rental rates following a market rent review, in which cases the related lease liability is remeasured by discounting the revised lease payments using the initial discount rate.

The Group presents lease liabilities as a separate line item on the consolidated statement of financial position.

The Group as a lessor

Classification and measurement of leases

Leases for which the Group is a lessor are classified as operating leases. Whenever the terms of the lease transfer substantially all the risks and rewards incidental to ownership of an underlying asset to the lessee, the contract is classified as a finance lease. All other leases are classified as operating leases.

Rental income from operating leases is recognised in profit or loss on a straight-line basis over the term of the relevant lease. Initial direct costs incurred in negotiating and arranging an operating lease are added to the carrying amount of the leased asset, and such costs are recognised as an expense on a straight-line basis over the lease term except for investment properties measured under fair value model.

Rental income which are derived from the Group's ordinary course of business are presented as revenue.

Allocation of consideration to components of a contract

When a contract includes both leases and non-lease components, the Group applies HKFRS 15 to allocate consideration in a contract to lease and non-lease components. Non-lease components are separated from lease component on the basis of their relative stand-alone selling prices.

Refundable rental deposits

Refundable rental deposits received are accounted for under HKFRS 9 and initially measured at fair value. Adjustments to fair value at initial recognition are considered as additional lease payments from lessees.

NOTES TO THE CONSOLIDATED FINANCIAL STATEMENTS

For the year ended 31 December 2021

3. SIGNIFICANT ACCOUNTING POLICIES (continued)

Taxation

Income tax expense represents the sum of the tax currently payable and deferred tax.

The tax currently payable is based on taxable profit for the year. Taxable profit differs from 'profit before tax' as reported in the consolidated statement of profit or loss because of income or expense that are taxable or deductible in other years and items that are never taxable or deductible. The Group's liability for current tax is calculated using tax rates that have been enacted or substantively enacted by the end of the reporting period.

Deferred tax is recognised on temporary differences between the carrying amounts of assets and liabilities in the consolidated financial statements and the corresponding tax bases used in the computation of taxable profit. Deferred tax liabilities are generally recognised for all taxable temporary differences. Deferred tax assets are generally recognised for all deductible temporary differences to the extent that it is probable that taxable profits will be available against which those deductible temporary differences can be utilised. Such deferred tax assets and liabilities are not recognised if the temporary difference arises from the initial recognition (other than in a business combination) of assets and liabilities in a transaction that affects neither the taxable profit nor the accounting profit. In addition, deferred tax liabilities are not recognised if the temporary difference arises from the initial recognition of goodwill.

Deferred tax liabilities are recognised for taxable temporary differences associated with investments in subsidiaries and associates, except where the Group is able to control the reversal of the temporary difference and it is probable that the temporary difference will not reverse in the foreseeable future. Deferred tax assets arising from deductible temporary differences associated with such investments and interests are only recognised to the extent that it is probable that there will be sufficient taxable profits against which to utilise the benefits of the temporary differences and they are expected to be reversed in the foreseeable future.

The carrying amount of deferred tax assets is reviewed at the end of each reporting period and reduced to the extent that it is no longer probable that sufficient taxable profits will be available to allow all or part of the asset to be recovered.

Deferred tax assets and liabilities are measured at the tax rates that are expected to apply in the period in which the liability is settled or the asset realised, based on tax rates (and tax laws) that have been enacted or substantively enacted by the end of the reporting period. The measurement of deferred tax liabilities and assets reflects the tax consequences that would follow from the manner in which the Group expects, at the end of the reporting period, to cover or settle the carrying amount of its assets and liabilities.

For the purpose of measuring deferred tax for investment properties that are measured using the fair value model, the carrying amounts of such properties are presumed to be recovered entirely through sale, unless the presumption is rebutted. The presumption is rebutted when the investment property is depreciable and is held within a business model whose objective is to consume substantially all of the economic benefits embodied in the investment property over time, rather than through sale.

Current tax and deferred tax are recognised in profit or loss, except when they relate to items that are recognised in other comprehensive income or directly in equity, in which case, the current tax and deferred tax are also recognised in other comprehensive income or directly in equity respectively. Where current tax or deferred tax arises from the initial accounting for a business combination, the tax effect is included in the accounting for the business combination.

NOTES TO THE CONSOLIDATED FINANCIAL STATEMENTS

For the year ended 31 December 2021

3. SIGNIFICANT ACCOUNTING POLICIES (continued)

Foreign currencies

In preparing the financial statements of each individual group entity, transactions in currencies other than the functional currency of that entity (foreign currencies) are recognised at the rates of exchanges prevailing on the dates of the transactions. At the end of each reporting period, monetary items denominated in foreign currencies are retranslated at the rates prevailing at that date. Non-monetary items carried at fair value that are denominated in foreign currencies are retranslated at the rates prevailing on the date when the fair value was determined. Non-monetary items that are measured in terms of historical cost in a foreign currency are not retranslated.

Exchange differences arising from the settlement of monetary items, and from the retranslation of monetary items, are recognised in profit or loss in the period in which they arise, except for exchange differences on monetary items receivable from or payable to a foreign operation for which settlement is neither planned nor likely to occur (therefore forming part of the net investment in the foreign operation), which are recognised initially in other comprehensive income and reclassified from equity to profit or loss on disposal or partial disposal of the Group's interest in joint ventures.

For the purpose of presenting consolidated financial statements, the assets and liabilities of the Group's foreign operations are translated into the presentation currency of the Group (i.e. Hong Kong dollars) using exchange rates prevailing at the end of each reporting period. Income and expense items are translated at the average exchange rates for the period, unless exchange rates fluctuate significantly during the period, in which case, the exchange rates prevailing at the dates of the transactions are used. Exchange differences arising, if any, are recognised in other comprehensive income and accumulated in equity under the heading of translation reserve (attributed to non-controlling interests as appropriate).

On the disposal of a foreign operation, that is, a disposal of the Group's entire interest in a foreign operation, or a disposal involving loss of a control over a subsidiary that includes a foreign operation, or a partial disposal of an interest in a joint arrangement or an associate that includes a foreign operation of which the retained interest becomes a financial asset, all of the exchange differences accumulated in equity in respect of that operation attributable to the owners of the Company are reclassified to profit or loss.

In addition, in relation to a partial disposal of a subsidiary that does not result in the Group losing control over the subsidiary, the proportionate share of accumulated exchange differences are re-attributed to non-controlling interests and are not recognised in profit or loss. For all other partial disposals, that is, partial disposal of associates or joint arrangements that do not result in the Group losing significant influence or joint control. The proportionate share of the accumulated exchange differences is reclassified to profit or loss.

Goodwill and fair value adjustments on identifiable assets acquired and liabilities assumed through acquisition of a foreign operation are treated as assets and liabilities of that foreign operation and translated at the rate of exchange prevailing at the end of each reporting period. Exchange differences arising are recognised in other comprehensive income.

NOTES TO THE CONSOLIDATED FINANCIAL STATEMENTS

For the year ended 31 December 2021

3. SIGNIFICANT ACCOUNTING POLICIES (continued)

Borrowing costs

Borrowing costs directly attributable to the acquisition, construction or production of qualifying assets, which are assets that necessarily take a substantial period of time to get ready for their intended use or sale, are added to the cost of those assets until such time as the assets are substantially ready for their intended use or sale.

Investment income earned on the temporary investment of specific borrowings pending their expenditure on qualifying assets is deducted from the borrowing costs eligible for capitalisation.

All other borrowing costs are recognised in profit or loss in the period in which they are incurred.

Government grants

Government grants are not recognised until there is reasonable assurance that the Group will comply with the conditions attaching to them and that the grants will be received.

Government grants related to income that are receivable as compensation for expenses or losses already incurred or for the purpose of giving immediate financial support to the Group with no future related costs are recognised in profit or loss in the period in which they become receivable. Such grants are presented under “other operating income”.

Retirement benefit costs

Payments to Mandatory Provident Fund Scheme for Hong Kong employees and state-managed retirement benefits schemes for employees in the People’s Republic of China (the “PRC”) are recognised as expenses as they fall due. The Group’s obligations under state-managed retirement benefits schemes are equivalent to those arising in a defined contribution retirement benefits scheme.

Cash and cash equivalents

For the purposes of the consolidated statement of cash flows, cash and cash equivalents comprise cash at banks and cash on hand, demand deposits with banks and other financial institutions, short-term, highly liquid investments that are readily convertible to cash and with a maturity of three months or less from date of investment, and bank overdrafts. Bank overdrafts are shown within borrowings in current liabilities on the consolidated statement of financial position.

NOTES TO THE CONSOLIDATED FINANCIAL STATEMENTS

For the year ended 31 December 2021

3. SIGNIFICANT ACCOUNTING POLICIES (continued)

Related parties

A related party is a person or that is related to the Group:

- (a) A person, or a close member of that person's family, is related to the Group if that person:
 - (i) has control or joint control over the Group;
 - (ii) has significant influence over the Group; or
 - (iii) is a member of the key management personnel of the Group or the Group's parent.
- (b) An entity is related to the Group if any of the following conditions applies:
 - (i) the entity and the Group are members of the same Group (which means that each parent, subsidiary and fellow subsidiary is related to the others);
 - (ii) one entity is an associate or joint venture of the other entity (or an associate or joint venture of a member of a group of which the other entity is a member);
 - (iii) both entities are joint ventures of the same third party;
 - (iv) one entity is a joint venture of a third entity and other entity is an associate of the third entity;
 - (v) the entity has a post-employment benefit plan for the benefits of employees of either the Group or an entity related to the Group;
 - (vi) the entity is controlled or jointly controlled by a person identified in (a);
 - (vii) a person identified in (a)(i) has significant influence over the entity or is a member of the key management personnel of the entity (or of a parent of the entity); or
 - (viii) the entity, or any member of a group of which it is a part, provides key management personnel services to the reporting entity or to the parent of the reporting entity.

Close members of the family of a person are those family members who may be expected to influence, or be influenced by, that person in their dealings with the entity, and include:

- (a) that person's children and spouse or domestic partner;
- (b) children of that person's spouse or domestic partner; and
- (c) dependents of that person or that person's spouse or domestic partner.

NOTES TO THE CONSOLIDATED FINANCIAL STATEMENTS

For the year ended 31 December 2021

4. KEY SOURCES OF ESTIMATION UNCERTAINTY

The key sources of estimation uncertainty at the end of the reporting period that may have a significant risk of causing a material adjustment to the carrying amounts of assets and liabilities within the next financial year are discussed below.

(a) Depreciation on property, plant and equipment

The Group depreciates property, plant and equipment over their estimated useful lives after taking into account of their estimated residual values, using the straight line method. The estimated useful lives reflect the directors' estimate of the periods that the Group intends to derive future economic benefits from the use of the Group's property, plant and equipment. The residual values reflect the directors' estimated amount that the Group would currently obtain from the disposal of the assets, after deducting the estimated costs of disposal, if the assets were already of the age and in the condition expected at the end of their useful lives.

(b) Estimated impairment on property, plant and equipment and right-of-use assets

Property, plant and equipment and right-of-use assets are reviewed for impairment when events or changes in circumstances indicate that the carrying amount of the assets exceeds its recoverable amount. The recoverable amount is determined with reference to the higher of fair value of the property, plant and equipment and right-of-use assets less costs to sell or the value-in-use calculations. An impairment loss is measured as the difference between the asset's carrying amount and the recoverable amount. Where the recoverable amount is less than expected, an impairment loss may arise. At 31 December 2021, there is no impairment loss recognised for right-of-use assets (2020: approximately HK\$2,936,000).

(c) Provision of ECL for trade and other receivables

The Group uses provision matrix to calculate ECL for the trade and other receivables. The provision rates are based on internal credit rating as groupings of various debtors that have similar loss patterns. The provision matrix is based on the Group's historical default rates taking into consideration forward-looking information that is reasonable and supportable available without undue costs or effort. At every reporting date, the historical observed default rates are reassessed and changes in the forward-looking information are considered. In addition, trade and other receivables with significant balances and credit impaired are assessed for ECL individually.

The provision of ECL is sensitive to changes in estimates. The information about the ECL and the Group's trade and other receivables are disclosed in Note 20.

(d) Estimated impairment of goodwill

Determining whether goodwill is impaired requires an estimation of the recoverable amount of the cash-generating units to which goodwill has been allocated, which is the higher of the value in use or fair value less estimated costs of disposal. The value in use calculation requires the Group to estimate the future cash flows expected to arise from the cash-generating unit and a suitable discount rate in order to calculate the present value. Where the actual future cash flows are less than expected, or change in facts and circumstances results in downward revision of future cash flow, an impairment loss may arise. As at 31 December 2021, the carrying amount of goodwill was approximately HK\$151,598,000 (2020: approximately HK\$151,598,000), net of accumulated impairment loss of HK\$40,000,000 (2020: HK\$40,000,000). Details of the recoverable amount calculation are disclosed in Note 16.

NOTES TO THE CONSOLIDATED FINANCIAL STATEMENTS

For the year ended 31 December 2021

4. KEY SOURCES OF ESTIMATION UNCERTAINTY (continued)

(e) Fair value of investment properties

Investment properties are carried in the consolidated statement of financial position at 31 December 2021 at their fair value of approximately HK\$2,131,707,000 (2020: approximately HK\$2,146,429,000). The fair value was based on a valuation on these properties conducted by an independent professional valuers using property valuation techniques which involve certain assumptions of market conditions. Favourable or unfavourable changes to these assumptions would result in changes in the fair value of the Group's investment properties and corresponding adjustments to the amount of gain or loss reported in the consolidated statement of profit or loss. Details of the fair value measurement of investment properties are disclosed in Note 15.

(f) Estimated impairment of inventory of properties

The Group determines the net realisable value of inventory of properties based on estimation of future selling price less costs to be incurred in relation to the sale, with reference to the prevailing market condition, valuations and estimated unit selling price from independent property valuers and internally available information and exercised considerable judgement.

(g) Recognition of current taxes and deferred taxes

There were transactions and calculations for which the ultimate tax determination was uncertain during the ordinary course of business. As detailed in the Group's accounting policies, deferred tax is provided, using the liability method, on all temporary differences at the end of the reporting period between the tax bases of assets and liabilities and their carrying amounts for financial reporting purposes. Where the final tax outcomes of these matters are different from the amounts that were initially recorded, such differences will impact on the income tax and deferred tax provisions in the periods in which such determination is made.

5. FINANCIAL RISK MANAGEMENT OBJECTIVES AND POLICIES

Categories of financial instruments

	2021 HK\$'000	2020 HK\$'000
Financial assets		
Financial assets at amortised cost	158,088	170,355
Financial liabilities		
Financial liabilities at amortised cost	1,246,523	1,139,678

The Group's major financial instruments include pledged bank deposit, bank balances and cash, borrowings, trade and other receivables, trade and other payables, convertible note and promissory note. Details of these financial instruments are disclosed in the respective notes.

NOTES TO THE CONSOLIDATED FINANCIAL STATEMENTS

For the year ended 31 December 2021

5. FINANCIAL RISK MANAGEMENT OBJECTIVES AND POLICIES (continued)

Categories of financial instruments (continued)

The risks associated with these financial instruments and the policies on how to mitigate these risks are set out below. Management manages and monitors these exposures to ensure appropriate measures are implemented on a timely and effective manner.

There has been no change to the types of the Group's exposure in respect of financial instruments or the manner in which it manages and measures the risks.

Currency risk management

Certain assets and liabilities of the Group are denominated in foreign currencies, which exposes the Group to foreign currency risk. The Group currently does not have a foreign currency hedging policy. However, management monitors foreign exchange exposure and will consider hedging significant foreign currency exposure should the need arise.

The carrying amounts of the Group's major foreign currency denominated monetary assets and monetary liabilities at the reporting date are as follows:

	Assets 2021 HK\$'000	Liabilities 2021 HK\$'000	Assets 2020 <i>HK\$'000</i>	Liabilities 2020 <i>HK\$'000</i>
Renminbi ("RMB")	157,112	722,925	157,902	649,423

Sensitivity analysis

The Group is mainly exposed to the effects of fluctuation in RMB against HK\$.

The following table shows the sensitivity analysis of a 5% increase/decrease in RMB against HK\$, the effect on the profit or loss and other comprehensive income for the year is as follows:

	2021 HK\$'000	2020 <i>HK\$'000</i>
Decrease/increase in other comprehensive income	28,291	24,576
Increase/decrease in profit or loss	3	5

NOTES TO THE CONSOLIDATED FINANCIAL STATEMENTS

For the year ended 31 December 2021

5. FINANCIAL RISK MANAGEMENT OBJECTIVES AND POLICIES (continued)

Liquidity risk management

Ultimate responsibility for liquidity risk management rests with the board of directors, which has built an appropriate liquidity risk management framework for the Group's funding and liquidity management requirements. The Group manages liquidity risk by maintaining adequate reserves, banking facilities and borrowing facilities, by continuously monitoring forecast and actual cash flows, carrying out fund raising activities and matching the maturity profiles of financial assets and liabilities.

As at 31 December 2021, the Group recorded net current liabilities of approximately HK\$450,244,000. In view of these circumstances, the directors of the Company have reviewed the Group's cash flow projections which cover a period of not less than one year from 31 December 2021. In the opinion of the directors of the Company, the liquidity of the Group can be maintained in the coming year as the directors of the Company had taken into consideration the following facts and circumstances, (1) entered into a sale and purchase agreement to dispose of 100% equity interests of Precious Palace Enterprises Limited at a consideration of HK\$840,000,000 with the Convertible Note and Promissory Note holder, and part of the consideration will be used to set off the liabilities under the Convertible Note and Promissory Note, (2) has repaid bank borrowing which was due within one year; and (3) speed up the collection of outstanding trade and other receivables, control cost of sales and administrative costs and maintain containment of capital expenditures. Details refer to Note 3. Taking into consideration of the above, the directors of the Company believe the Group has adequate resources to meet its financial obligations as they fall due.

The following table details the Group's contractual maturity for its non-derivative financial liabilities. The tables below have been drawn up based on the undiscounted contractual maturities of the financial liabilities based on the earliest date on which the Group is required to pay. The maturity dates for other non-derivative financial liabilities are based on the agreed repayment dates.

The table includes both interest and principal cash flows. To the extent that interests are at floating rate, the undiscounted amount is derived from interest rate curve at the end of the reporting period.

	Average interest rate	2021					Total undiscounted cash flows HK\$'000	Carrying amount HK\$'000
		Within 1 month or on demand HK\$'000	1-3 months HK\$'000	3 months-1 year HK\$'000	1-5 years HK\$'000	Over 5 years HK\$'000		
Trade and other payables	N/A	143,583	-	-	-	-	143,583	143,583
Borrowings	6.51%	57,146	10,708	148,257	328,440	243,187	787,738	613,519
Lease liabilities	5.4%	241	482	2,168	4,326	-	7,217	6,800
Convertible note	9.19%	-	-	451,053	-	-	451,053	416,404
Promissory note	3.7%	-	-	54,375	-	-	54,375	53,229
		200,970	11,190	655,853	332,766	243,187	1,443,996	1,233,535

NOTES TO THE CONSOLIDATED FINANCIAL STATEMENTS

For the year ended 31 December 2021

5. FINANCIAL RISK MANAGEMENT OBJECTIVES AND POLICIES (continued)

Liquidity risk management (continued)

	Average interest rate	2020					Total undiscounted cash flows HK\$'000	Carrying amount HK\$'000
		Within 1 month or on demand HK\$'000	1-3 months HK\$'000	3 months-1 year HK\$'000	1-5 years HK\$'000	Over 5 years HK\$'000		
Trade and other payables	N/A	121,370	-	-	-	-	121,370	121,370
Borrowings	6.51%	8,924	56,613	56,991	297,075	302,692	722,295	547,011
Lease liabilities	5.4%	1,118	2,236	7,007	2,939	-	13,300	12,816
Convertible note	9.19%	-	-	12,945	438,558	-	451,503	393,802
Promissory note	3.7%	-	-	1,605	54,375	-	55,980	52,908
		131,412	58,849	78,548	792,947	302,692	1,364,448	1,127,907

Credit risk and impairment provision

As at 31 December 2021 and 2020, the Group's maximum exposure to credit risk which will cause a financial loss to the Group due to failure to discharge an obligation by the counterparties is the carrying amount of respective financial assets as stated in the consolidated statement of financial position. The Group does not hold any collateral or other credit enhancements to cover its credit risks associated with its financial assets. There is no significant changes in the quality of that collateral as a result of deterioration or changes in the collateral policies of the entity during both reporting periods.

Trade receivables from property development business, property investment business, property management services and hotel operation

In order to minimise the credit risk, the management of the Group has delegated a team responsible for determination of credit limits and credit approvals. Before accepting any new customer, the Group uses an internal credit scoring system to assess the potential customer's credit quality and defines credit limits by customer. Limits and scoring attributed to customers are reviewed once a year. Other monitoring procedures are in place to ensure that follow-up action is taken to recover overdue debts. In addition, the Group performs impairment assessment under ECL model upon application of HKFRS 9 on trade balances from property management services and lease receivables individually or based on provision matrix.

During the year ended 31 December 2021, allowance for expected credit losses of trade receivables amounted to approximately of HK\$17,000 (2020: HK\$1,774,000) is provided based on the provision matrix.

Other receivables and bank balances

The Group performs impairment assessment under ECL model upon application of HKFRS 9 on other receivables and bank balances based on 12m ECL.

The credit risk on other receivables is limited because the counterparties have no historical default record and the directors expect that the general economic conditions will not significantly changed for the 12 months after the reporting date.

The credit risk on bank balances is limited because the counterparties are banks with high credit ratings assigned by international credit-rating agencies.

NOTES TO THE CONSOLIDATED FINANCIAL STATEMENTS

For the year ended 31 December 2021

5. FINANCIAL RISK MANAGEMENT OBJECTIVES AND POLICIES (continued)

Credit risk and impairment provision (continued)

Other receivables and bank balances (continued)

Based on the Group's internal credit rating, allowance for expected credit losses of other receivables amounted to approximately of HK\$2,244,000 (2020: HK\$2,197,000) during the year ended 31 December 2021.

The Group is exposed to concentration of credit risk on liquid funds which are deposited with several banks with high credit ratings. The Group's concentration of credit risk by geographical locations is in The People's Republic of China ("PRC") as all trade receivables from property management services and lease receivables are arisen in the PRC for both years.

Other than above, the Group does not have any other significant concentration of credit risk.

The tables below is the internal credit policy of the Group:

Internal credit rating	Description	Trade receivables	Other financial assets/other items
Low risk	The counterparty has a low risk of default and does not have any past-due amounts	Lifetime ECL – not credit-impaired	12-month ECL
Watch list	Debtor frequently repays after due dates but usually settle after due date	Lifetime ECL – not credit-impaired	12-month ECL
Doubtful	There have been significant increases in credit risk since initial recognition through information developed internally or external resources	Lifetime ECL – not credit-impaired	Lifetime ECL – not credit-impaired
Loss	There is evidence indicating the asset is credit-impaired	Lifetime ECL – credit-impaired	Lifetime ECL – credit-impaired
Write-off	There is evidence indicating that the debtor is in severe financial difficulty and the Group has no realistic prospect of recovery	Amount is written off	Amount is written off

NOTES TO THE CONSOLIDATED FINANCIAL STATEMENTS

For the year ended 31 December 2021

5. FINANCIAL RISK MANAGEMENT OBJECTIVES AND POLICIES (continued)

Credit risk and impairment provision (continued)

The tables below detail the credit risk exposures of the Group's financial assets which are subject to ECL assessment:

2021	Notes	External credit rating	Internal credit rating	12-month or lifetime ECL	Gross carrying amounts HK'000
Trade receivables				Lifetime ECL	
	20	N/A	(Note)	(provision matrix)	20,291
Other receivables	20	N/A	Low Risk	12 month ECL	13,418
Pledged bank deposits	21	AA+	N/A	12 month ECL	100,605
Bank balances and cash	21	AA+	N/A	12 month ECL	17,428
2020	Notes	External credit rating	Internal credit rating	12-month or lifetime ECL	Gross carrying amounts HK'000
Trade receivables				Lifetime ECL	
	20	N/A	(Note)	(provision matrix)	26,900
Other receivables	20	N/A	Low Risk	12 month ECL	25,070
Pledged bank deposits	21	AA+	N/A	12 month ECL	95,238
Bank balances and cash	21	AA+	N/A	12 month ECL	27,118

Note:

For trade receivables, the Group has applied the simplified approach in HKFRS 9 to measure the loss allowance at lifetime ECL. Except for debtors with significant outstanding balances or credit-impaired, the Group determines the expected credit losses on these items by using a provision matrix, grouped by past due status.

As part of the Group's credit risk management, the Group uses debtors' aging to assess the impairment for its customers in relation to its property investment operation because these customers consist of a large number of customers with common risk characteristics that are representative of the customers' abilities to pay all amounts due in accordance with the contractual terms.

The estimated loss rates are estimated based on historical observed default rates over the expected life of the debtors and are adjusted for forward-looking information that is available without undue cost or effort.

NOTES TO THE CONSOLIDATED FINANCIAL STATEMENTS

For the year ended 31 December 2021

5. FINANCIAL RISK MANAGEMENT OBJECTIVES AND POLICIES (continued)

Interest rate risk management

The Group's income and operating cash flows are substantially independent of changes in market interest rates. The Group has no significant interest-bearing assets. The Group's exposure to changes in interest rates is mainly attributable to its borrowings. Borrowings at variable rates expose the Group to cash flow interest-rate risk.

Management of the Group analyses its interest rate exposure on a dynamic basis. Various scenarios are simulated taking into consideration of refinancing, renewal of existing position, alternative financing and hedging. Based on these scenarios, management of the Group calculates the impact on profit or loss of a defined interest rate shift. For each simulation, the same interest rate shift is used for all currencies. The scenarios are run only for liabilities that represent the major interest-bearing positions.

The Group's cash flow interest rate risk mainly concentrates on the Group's RMB denominated borrowings, which will be impacted by the fluctuation of benchmark interest rate published by the PRC government.

The Group currently does not use any interest rate swaps to hedge its exposure to interest rate risk. However, management of the Group will consider hedging significant interest rate exposure should the need arise.

Sensitivity analysis

The sensitivity analysis below, which includes interest rate exposure on variable interest-bearing liabilities and deposits, has been determined based on the exposure to interest rates for all non-derivative instruments at the end of the reporting date. For non-bank borrowings, the analysis is prepared assuming the amount of liability outstanding at the end of the reporting period was outstanding for the whole year. A 100 basis points increase or decrease is used, which represents management's assessment of the possible change in interest rates.

If interest rates have been 100 basis points higher/lower and all other variables held constant, the Group's loss for the year ended 31 December 2021 would increase/decrease by approximately HK\$1,795,000 (2020: loss for the year would increase/decrease by approximately HK\$1,810,000).

NOTES TO THE CONSOLIDATED FINANCIAL STATEMENTS

For the year ended 31 December 2021

5. FINANCIAL RISK MANAGEMENT OBJECTIVES AND POLICIES (continued)

Fair values measurement

(i) *Financial instruments carried at fair value*

Financial instruments measured at fair value at the end of each reporting period are valued across the three levels of the fair value hierarchy defined in HKFRS 7 Financial Instruments: Disclosures, with the fair value of each financial instrument recognised in its entirety based on the lowest level of input that is significant to that fair value measurement. The levels are defined as follows:

- Level 1 (highest level): fair values measured using quoted prices (unadjusted) in active markets for identical financial instruments
- Level 2: fair values measured using quoted prices in active markets for similar financial instruments, or using valuation techniques in which all significant inputs are directly or indirectly based on observable market data
- Level 3 (lowest level): fair values measured using valuation techniques in which no significant input is based on observable market data

At 31 December 2021 and 2020, there were no financial instruments carried at any level of the fair value hierarchy.

(ii) *Fair value of financial instruments carried at other than fair value*

The directors consider that the carrying amounts of financial assets and financial liabilities not measured at fair value recognised in the consolidated financial statements approximate their fair values.

Fair value estimates are made at a specific point in time and based on relevant market information and information about the financial instruments. These estimates are subjective in nature and involve uncertainties and matters of significant judgment and therefore cannot be determined with precision. Changes in assumptions could significantly affect the estimates.

NOTES TO THE CONSOLIDATED FINANCIAL STATEMENTS

For the year ended 31 December 2021

5. FINANCIAL RISK MANAGEMENT OBJECTIVES AND POLICIES (continued)

Capital risk management

The Group's objectives when managing capital are to safeguard the Group's ability to continue as a going concern in order to provide returns for equity shareholders and benefits for other stakeholders and to maintain an optimal capital structure to reduce the cost of capital. In order to maintain or adjust the capital structure, the Group may raise new debts, adjust the amount of dividends paid to equity holders, return capital to equity holders, issue new shares or sell assets to reduce debts.

Management of the Group monitors capital on the basis of the gearing ratio. This ratio is calculated as total net borrowings divided by total equity.

Management considers the gearing ratio at the end of reporting periods as follows:

	2021 <i>HK\$'000</i>	2020 <i>HK\$'000</i>
Borrowings, net of cash and cash equivalents	495,486	424,655
Convertible note	416,404	393,802
Promissory note	53,229	52,908
Total net borrowings	965,119	871,365
Equity attributable to owners of the Company	1,015,114	1,143,036
Total net borrowings to equity attributable to owners of the Company ratio	0.95	0.76

The increase in the gearing ratio during the year resulted primarily from an increase in convertible note and borrowings of approximately HK\$22.6 million and HK\$70.8 million respectively.

NOTES TO THE CONSOLIDATED FINANCIAL STATEMENTS

For the year ended 31 December 2021

6. SEGMENT INFORMATION

The accounting policies for the operating segments are the same as the Group's accounting policies in the preparation of the Group's consolidated financial statements.

The Group's operating segments are identified based on the components of the Group that are regularly reviewed by the chief operating decision maker for the purpose of allocating resources to segments and assessing their performance. Specifically, segment information reported externally was analysed on the basis of the types of goods supplied and services provided by the Group's operating divisions, which is the same information reported to the chief operating decision maker.

The Group's operating segments are as follows:

- Property Development Business Segment, which engages in development of property projects in the PRC
- Property Investment Business Segment, which engages in leasing of investment properties in the PRC
- Hotel Business Segment, which engages in operation of a hotel in the PRC
- Property Management Business Segment, which engages in provision of property management and other services in the PRC

Segment revenues and results

The following is an analysis of the Group's revenues and results by reportable segments.

For the year ended 31 December 2021

	Property Development Business HK\$'000	Property Investment Business HK\$'000	Hotel Business HK\$'000	Property Management Business HK\$'000	Total HK\$'000
TOTAL REVENUE AND EXTERNAL SALES	-	39,658	10,754	24,673	75,085
RESULT					
Segment operating results	(1,014)	1,121	(7,848)	6,616	(1,125)
Fair value loss of investment properties revaluation	-	(76,495)	-	-	(76,495)
Gain on disposal of subsidiaries					5
Unallocated corporate income					4,069
Unallocated corporate expenses					(16,496)
Finance costs					(96,193)
Loss before tax					(186,235)
Income tax credit					19,124
Loss for the year					(167,111)

NOTES TO THE CONSOLIDATED FINANCIAL STATEMENTS

For the year ended 31 December 2021

6. SEGMENT INFORMATION (continued)

Segment revenues and results (continued)

For the year ended 31 December 2020

	Property Development Business HK\$'000	Property Investment Business HK\$'000	Hotel Business HK\$'000	Property Management Business HK\$'000	Total HK\$'000
TOTAL REVENUE AND EXTERNAL SALES	16,765	30,521	7,913	18,543	73,742
RESULT					
Segment operating results	(3,334)	23,043	(3,816)	892	16,785
Fair value loss of investment properties revaluation	-	(235,364)	-	-	(235,364)
Impairment loss on goodwill	-	(40,000)	-	-	(40,000)
Impairment loss on inventory of properties	(41,679)	-	-	-	(41,679)
Share of result of a joint venture, net of dividend					503
Gain on disposal of subsidiaries					323,847
Gain on disposal of a joint venture					819
Unallocated corporate income					4,532
Unallocated corporate expenses					(34,268)
Finance costs					(149,057)
Loss before tax					(153,882)
Income tax credit					58,138
Loss for the year					(95,744)

Segment profit represents the profit earned by each segment without allocation of finance costs and central administration costs including staff costs, directors' emoluments and other expenses. This is the measure reported to the chief operating decision maker for the purposes of resource allocation and assessment of segment performance.

NOTES TO THE CONSOLIDATED FINANCIAL STATEMENTS

For the year ended 31 December 2021

6. SEGMENT INFORMATION (continued)

Segment assets and liabilities

The following is an analysis of the Group's assets and liabilities by reportable segments:

	Property Development Business		Property Investment Business		Hotel Business		Property Management Business		Consolidated	
	2021 HK\$'000	2020 HK\$'000	2021 HK\$'000	2020 HK\$'000	2021 HK\$'000	2020 HK\$'000	2021 HK\$'000	2020 HK\$'000	2021 HK\$'000	2020 HK\$'000
ASSETS										
Goodwill	-	-	151,598	151,598	-	-	-	-	151,598	151,598
Inventory of properties	191,427	188,221	-	-	-	-	-	-	191,427	188,221
Investment properties	-	-	2,131,707	2,146,429	-	-	-	-	2,131,707	2,146,429
Property, plant and equipment	50	149	397	416	-	3,242	724	79	1,171	3,886
Other assets	25,757	29,746	121,037	128,445	2,259	11,868	11,939	7,204	160,992	177,263
Segment assets	217,234	218,116	2,404,739	2,426,888	2,259	15,110	12,663	7,283	2,636,895	2,667,397
Unallocated corporate assets									41,265	42,325
Consolidated assets									2,678,160	2,709,722
LIABILITIES										
Segment liabilities	87,484	81,432	901,523	973,728	100,398	18,795	8,469	9,043	1,097,874	1,082,998
Unallocated corporate liabilities									565,172	483,688
Consolidated liabilities									1,663,046	1,566,686
OTHER INFORMATION										
Additions to property, plant and equipment	-	-	131	-	4	3,146	817	15	952	3,161
Depreciation and amortisation	103	162	133	34	1,128	187	181	73	1,545	456
Additions to investment properties	-	-	10,230	7,977	-	-	-	-	10,230	7,977

For the purposes of monitoring segment performance and allocating resources between segments:

- all assets, other than bank balances and cash which are used for corporate financing and other financial assets, are allocated to operating segments. Assets used jointly by segments are allocated on the basis of the revenues earned by individual segments; and
- all liabilities, other than convertible note and other financial liabilities, are allocated to operating segments. Liabilities for which segments are jointly liable are allocated in proportion to segment assets.

NOTES TO THE CONSOLIDATED FINANCIAL STATEMENTS

For the year ended 31 December 2021

6. SEGMENT INFORMATION (continued)

Geographical information

The Group operates in two principal geographical areas – Hong Kong and the PRC.

The Group's revenue from external customers by location of operations and information about its non-current assets by location of assets are detailed as below:

	Revenue from external customers		Non-current assets	
	2021	2020	2021	2020
	HK\$'000	HK\$'000	HK\$'000	HK\$'000
Hong Kong	–	–	6,687	1,559
The PRC	75,085	73,742	2,305,120	2,329,898
	75,085	73,742	2,311,807	2,331,457

Information of major customers

The Group has no customer (2020: Nil) which contributed more than 10% of the revenue of the Group during the year.

NOTES TO THE CONSOLIDATED FINANCIAL STATEMENTS

For the year ended 31 December 2021

7. REVENUE AND OTHER OPERATING INCOME

An analysis of revenue and other operating income is as follows:

	2021 HK\$'000	2020 HK\$'000
(a) Revenue from contracts with customers		
Sales of properties	–	16,765
Property management income	24,673	18,543
Hotel operation income	10,754	7,913
	35,427	43,221
Rental income from property investment business	39,658	30,521
Total revenue	75,085	73,742
Timing of revenue recognition:		
Recognised at a point in time	10,754	24,678
Recognised over time	24,673	18,543
	35,427	43,221
(b) Other operating income		
Interest income	96	26,298
Net foreign exchange gain	–	3,789
Gain on disposal of investment properties	–	1,535
Government grants	181	290
COVID-19-related rent concessions received	–	9,103
Compensation income	2,588	–
Gain on early termination of lease	944	–
Written off of other payables	554	–
Gain on waiver of directors' salaries payable (Note 9(e))	3,940	–
Sundry income	502	2,017
Total other operating income	8,805	43,032

During the year ended 31 December 2021, the Group recognised government grants of approximately HK\$181,000 in respect of environmental supporting scheme in the PRC.

During the year ended 31 December 2020, the Group recognised government grants of approximately HK\$290,000 in respect of COVID-19-related subsidies, of which approximately HK\$264,000 relates to Employment Support Scheme provided by the Hong Kong Government.

NOTES TO THE CONSOLIDATED FINANCIAL STATEMENTS

For the year ended 31 December 2021

7. REVENUE AND OTHER OPERATING INCOME (continued)

Set out below is the reconciliation of the revenue from contracts with customers with the amounts disclosed in the segment information.

	2021 HK\$'000	2020 HK\$'000
Segment revenue		
Sales of properties (a)		
Residential properties	–	16,765
Hotel services (b)	10,754	7,913
Provision of property management services (c)	24,673	18,543
Revenue from contracts with customers	35,427	43,221
Rental income from property investment business	39,658	30,521
Total revenue	75,085	73,742

Performance obligation for contracts with customers

a) *Property development – sales of properties*

Sales of properties of the Group includes sales of residential and commercial properties which were self-developed by the Group in prior years.

For contracts entered into with customers on sales of properties, the relevant properties specified in the contracts are based on customer's specification with no alternative use.

Taking into consideration of the relevant contract terms, the legal environment and relevant legal precedent, the Group concluded that the Group does not have an enforceable right to payment prior to transfer of the relevant properties to customers. Revenue from sales of properties is therefore recognised at a point in time when the completed property is transferred to customers, being at the point that the customer obtains control of the completed property and the Group has present right to payment and collection of the consideration is probable.

The Group receives a fixed amount of the contract value as deposits from customers when they sign the sale and purchase agreement. Such deposits would be recognised to sales of properties when the contract value has been fully paid.

b) *Hotel services*

Provision of hotel services represents rental of rooms in a leased property called "Future City Hotel" and provision of surrounding services, such as beverage and laundry services. Revenue from hotel services is recognised when the relevant services are provided.

c) *Property management services*

Revenue from provision of property management services is recognised over time because the customer simultaneously receives and consumes the benefits provided by the Group's performance as the Group performs.

NOTES TO THE CONSOLIDATED FINANCIAL STATEMENTS

For the year ended 31 December 2021

8. FINANCE COSTS

	2021 HK\$'000	2020 HK\$'000
Interest expense on bank loans and other borrowings	58,188	102,274
Effective interest expense on convertible notes (Note 26)	35,547	33,645
Effective interest on promissory note (Note 27)	1,925	12,058
Interest expense on lease liabilities	533	1,080
	96,193	149,057

9. DIRECTORS' AND EMPLOYEES' EMOLUMENTS

Directors' and chief executive remuneration for the year, disclosed pursuant to the applicable Listing Rules and Companies Ordinance, is as follow:

(a) Directors' emoluments and retirement benefits

For the year ended 31 December 2021

Name of Director	Fees HK\$'000	Salaries and allowances HK\$'000	Retirement benefit scheme contributions HK\$'000	Total HK\$'000
EXECUTIVE DIRECTORS				
Mr. Li Chao Bo (Chairman)	300	4,200	18	4,518
Mr. Ye Tianfang (Chief Executive Officer)	-	-	-	-
Mr. Ji Jiaming	-	-	-	-
NON-EXECUTIVE DIRECTOR				
Mr. Zhang Guiqing	-	-	-	-
INDEPENDENT NON-EXECUTIVE DIRECTORS				
Mr. Ng Chi Ho, Dennis	120	-	-	120
Mr. Kwok Kin Wa	120	-	-	120
Ms. Kwong Mei Wan, Cally	120	-	-	120
	660	4,200	18	4,878

NOTES TO THE CONSOLIDATED FINANCIAL STATEMENTS

For the year ended 31 December 2021

9. DIRECTORS' AND EMPLOYEES' EMOLUMENTS (continued)

(a) Directors' emoluments and retirement benefits (continued)

For the year ended 31 December 2020

Name of Director	Fees HK\$'000	Salaries and allowances HK\$'000	Retirement benefit scheme contributions HK\$'000	Total HK\$'000
EXECUTIVE DIRECTORS				
Mr. Li Chao Bo (<i>Chairman</i>)	300	4,200	18	4,518
Mr. Ye Tianfang (<i>Chief Executive Officer</i>)	220	3,380	–	3,600
Mr. Ji Jiaming	220	–	–	220
NON-EXECUTIVE DIRECTOR				
Mr. Zhang Guiqing	120	–	–	120
INDEPENDENT NON-EXECUTIVE DIRECTORS				
Mr. Ng Chi Ho, Dennis	120	–	–	120
Mr. Kwok Kin Wa	120	–	–	120
Ms. Kwong Mei Wan, Cally	120	–	–	120
	1,220	7,580	18	8,818

The executive, non-executive and independent non-executive directors' emoluments shown above were for their services as directors of the Company.

(b) Directors' termination benefits

During the year ended 31 December 2021, no termination benefits were paid to the directors (2020: Nil).

NOTES TO THE CONSOLIDATED FINANCIAL STATEMENTS

For the year ended 31 December 2021

9. DIRECTORS' AND EMPLOYEES' EMOLUMENTS (continued)

(c) Consideration provided to third parties for making available directors' services

During the year ended 31 December 2021, no consideration was paid for making available the services of the directors of the Company (2020: Nil).

(d) Information about loans, quasi-loans and other dealings in favour of directors, controlled bodies corporate by and connected entities with such directors

During the year ended 31 December 2021, there was no loans, quasi-loans or other dealings entered into by the Company or subsidiaries undertaking of the Company, where applicable, in favour of directors (2020: Nil).

(e) Directors' material interests in transactions, arrangements or contracts

On 4 January 2021, the Company signed letter of "Consent to waive of director remuneration" with Mr. Zhang Guiqing who acted as non-executive director, Mr. Ye Tianfang and Mr. Ji Jiaming who acted as executive directors where they agreed to waive the directors' salaries from 1 January 2020 until further notice. This arrangement recognised a gain on waiver of directors' salaries payable which had been recorded as an expense for the year ended 31 December 2021 (Note 7(b)).

(f) Five highest paid employees

The five highest paid individuals for the year ended 31 December 2021 included one (2020: two) directors of the Company. The emoluments of the remaining four (2020: three) individuals are as follows:

	2021 HK\$'000	2020 HK\$'000
Salaries and other benefits	1,800	1,694
Retirement benefit schemes contributions	69	54
	1,869	1,748

Their emoluments were within the following bands:

	2021 HK\$'000	2020 HK\$'000
Within HK\$1,000,000	3	3
HK\$1,000,001 to HK\$2,000,000	1	–
	4	3

- (g) During the year, no emoluments were paid by the Group to any of the directors of the Company or the five highest paid individuals of the Group (including directors and employees) as an inducement to join or upon joining the Group or as compensation for loss of office (2020: Nil).

NOTES TO THE CONSOLIDATED FINANCIAL STATEMENTS

For the year ended 31 December 2021

10. INCOME TAX CREDIT

	2021 HK\$'000	2020 HK\$'000
The tax credit (expenses) comprises:		
Current tax:		
Hong Kong Profits Tax	–	–
PRC Enterprise Income Tax (“EIT”)	–	–
Land Appreciation Tax (“LAT”) in the PRC	–	(1,444)
Current tax expenses for the year	–	(1,444)
Deferred tax credit for the year (Note 30)	19,124	59,582
	19,124	58,138

Under the two-tiered profits tax rates regime, the first HK\$2 million of profits of a qualifying group entity will be taxed at 8.25% (2020: 8.25%), and profits above HK\$2 million will be taxed at 16.5% (2020: 16.5%). The profits of other group entities not qualifying for the two-tiered profits tax rates regime will continue to be taxed at a flat rate of 16.5% (2020: 16.5%).

No provision for taxation in Hong Kong has been made as the Group’s income neither arises in, nor is derived from Hong Kong.

The Group’s PRC EIT is calculated based on the applicable tax rates on assessable profits, if applicable. LAT in the PRC is levied at the applicable tax rate on the appreciation of land value, being the proceeds of sales of properties less deductible expenditures including cost of land use rights and all property development expenditures.

The income tax credit for the year can be reconciled to the loss before tax per the consolidated statement of profit or loss as follows:

	2021 HK\$'000	2020 HK\$'000
Loss before tax	(186,235)	(153,882)
Tax at PRC EIT rate of 25% (2020: 25%)	(46,558)	(38,471)
Tax effect of expenses not deductible for tax purposes	42,228	115,256
Tax effect of income not taxable for tax purposes	(1,388)	(60,456)
Tax effect on temporary difference not recognised	(19,124)	(59,582)
Effect of different tax rates of subsidiaries operating in Hong Kong	5,718	(16,329)
LAT	–	1,444
Income tax credit for the year	(19,124)	(58,138)

NOTES TO THE CONSOLIDATED FINANCIAL STATEMENTS

For the year ended 31 December 2021

11. LOSS FOR THE YEAR

	2021 HK\$'000	2020 HK\$'000
Loss for the year has been arrived at after charging (crediting):		
Staff costs, including directors' emoluments	27,671	35,360
Retirement benefits scheme contributions, including contributions for directors	2,330	1,049
Total staff costs	30,001	36,409
Auditor's remuneration	900	1,000
Cost of inventory of properties sold	–	9,890
Depreciation of property, plant and equipment	1,578	639
Depreciation of right-of-use assets	8,925	14,085
Gain on disposal of investment properties	–	(1,535)
Impairment loss on goodwill*	–	40,000
Impairment loss on right-of-use assets*	–	2,936
Impairment loss on inventory of properties*	–	41,679
Allowance for expected credit losses of trade and other receivables	2,261	3,971
COVID-19-related rent concessions received	–	(9,103)
Loss on early redemption of promissory note*	–	3,580
Loss (gain) on disposal of property, plant and equipment*	4	(41)
Loss on written off of property, plant and equipment	2,157	–
	2021 HK\$'000	2020 HK\$'000
Gross rental income from investment properties	(39,658)	(30,521)
Less: direct operating expenses from investment properties that generated rental income during the year	7,539	3,397
	(32,119)	(27,124)

* These expenses for the year are included in "other operating expenses".

NOTES TO THE CONSOLIDATED FINANCIAL STATEMENTS

For the year ended 31 December 2021

12. DIVIDENDS

The directors do not recommend the payment of a dividend for the years ended 31 December 2021 and 2020.

13. LOSS PER SHARE

The calculation of the basic and diluted loss per share is based on the loss attributable to the owners of the Company of approximately HK\$167,111,000 (2020: approximately HK\$85,341,000) and on the number of ordinary shares of 3,128,278,542 (2020: 3,128,278,542 shares) in issue during the year.

For the years ended 31 December 2021 and 2020, the computation of diluted loss per share has not taken into account the conversion of the Company's outstanding convertible note and share options since their exercise would result in a decrease in loss per share, and is regarded as anti-dilutive.

14. PROPERTY, PLANT AND EQUIPMENT

	Machinery and equipment HK\$'000	Furniture and fixtures HK\$'000	Motor vehicles HK\$'000	Leasehold improvement of hotel operation HK\$'000	Construction in progress HK\$'000	Total HK\$'000
COST						
At 31 December 2019 and 1 January 2020	297	8,190	8,156	58,388	3,204	78,235
Additions	-	51	-	3,146	1,155	4,352
Disposal	-	-	(520)	-	-	(520)
Derecognised on disposal of subsidiaries	-	(655)	(475)	-	-	(1,130)
Exchange difference	-	789	274	3,723	191	4,977
At 31 December 2020 and 1 January 2021	297	8,375	7,435	65,257	4,550	85,914
Additions	-	952	-	-	-	952
Disposal	-	-	(545)	-	-	(545)
Written off	-	(1,837)	(2,404)	(66,043)	-	(70,284)
Exchange difference	-	197	96	786	111	1,190
At 31 December 2021	297	7,687	4,582	-	4,661	17,227
DEPRECIATION AND IMPAIRMENT						
At 31 December 2019 and 1 January 2020	297	7,298	7,847	58,388	-	73,830
Provided for the year	-	360	96	183	-	639
Eliminated on disposal	-	-	(494)	-	-	(494)
Derecognised on disposal of subsidiaries	-	(649)	(475)	-	-	(1,124)
Exchange difference	-	754	261	3,538	-	4,553
At 31 December 2020 and 1 January 2021	297	7,763	7,235	62,109	-	77,404
Provided for the year	-	439	15	1,124	-	1,578
Eliminated on disposal	-	-	(518)	-	-	(518)
Written off	-	(1,763)	(2,383)	(63,981)	-	(68,127)
Exchange difference	-	177	91	748	-	1,016
At 31 December 2021	297	6,616	4,440	-	-	11,353
CARRYING AMOUNTS						
At 31 December 2021	-	1,071	142	-	4,661	5,874
At 31 December 2020	-	612	200	3,148	4,550	8,510

NOTES TO THE CONSOLIDATED FINANCIAL STATEMENTS

For the year ended 31 December 2021

14. PROPERTY, PLANT AND EQUIPMENT (continued)

The above items of property, plant and equipment, other than construction in progress, are depreciated on a straight-line basis at the following rates per annum:

Machinery and equipment	8%-10%
Furniture and fixtures	16%-20%
Motor vehicles	20%-30%
Leasehold improvements for hotel operation	14%

15. INVESTMENT PROPERTIES

	Investment properties in the PRC <i>HK\$'000</i>
At fair value	
At 31 December 2019 and 1 January 2020	2,588,764
Addition	7,977
Derecognition on disposal of subsidiaries (Note 32)	(327,381)
Disposal	(26,546)
Fair value change recognised in profit or loss	(235,364)
Exchange difference	138,979
	<hr/>
At 31 December 2020 and 1 January 2021	2,146,429
Addition	10,230
Fair value change recognised in profit or loss	(76,495)
Exchange difference	51,543
	<hr/>
At 31 December 2021	<u>2,131,707</u>

The Group's investment properties are held under medium term leases and are situated in the PRC.

All of the Group's property interests held under operating leases to earn rentals are measured using the fair value model and are classified and accounted for as investment properties.

Details of the pledged investment properties at 31 December 2021 and 2020 are set out in Note 33.

NOTES TO THE CONSOLIDATED FINANCIAL STATEMENTS

For the year ended 31 December 2021

15. INVESTMENT PROPERTIES (continued)

Fair value measurement of the Group's investment properties

The fair value of the Group's investment properties at 31 December 2021 and 2020 has been arrived at on the basis of a valuation carried out on the respective dates by Peak Vision Appraisals Limited ("Peak Vision") and AP Appraisal Limited, independent qualified professional valuers not connected to the Group, who have appropriate qualifications and recent experience in the valuation of similar properties in the relevant locations.

The valuation of investment properties in Wuhan (Future City Shopping Centre) were arrived at with the adoption of a combination of direct comparison method and investment method by Peak Vision. Direct comparison method assumes the properties are capable of being sold in its existing state with the benefit of immediate vacant possession and makes reference to comparable sales evidence as available in the relevant markets. Investment method takes into account the current rents passing and the reversionary income potential of the properties. In estimating the fair value of the properties, the highest and best use of the properties is their current use.

The valuation of investment properties in Longgang were arrived at with the adoption of a market approach – the comparable transactions method, also known as the guideline transactions method, utilises information on transactions involving assets that are the same or similar to the subject asset to arrive at an indication of value by AP Appraisal Limited. The comparable transactions method is based on prices realised in actual transactions and/or asking prices of comparable properties. Comparable properties of similar size, character and location are analysed and carefully weighed against all the respective advantages and disadvantages of each property in order to arrive at a fair comparison of value.

Details of the Group's investment properties and information about the fair value hierarchy at 31 December 2021 and 2020 are as follows:

	Level 1 HK\$'000	Level 2 HK\$'000	Level 3 HK\$'000	Fair value at 31 December 2021 HK\$'000
Investment properties in the PRC	-	-	2,131,707	2,131,707
	Level 1 HK\$'000	Level 2 HK\$'000	Level 3 HK\$'000	Fair value at 31 December 2020 HK\$'000
Investment properties in the PRC	-	-	2,146,429	2,146,429

There was no transfer into or out of Level 3 during the year.

NOTES TO THE CONSOLIDATED FINANCIAL STATEMENTS

For the year ended 31 December 2021

15. INVESTMENT PROPERTIES (continued)

Fair value measurement of the Group's investment properties (continued)

The following table gives information about how the fair values of the investment properties are determined (in particular, the valuation techniques and inputs used).

2021

Investment Properties held by the Group	Valuation technique(s)	Significant unobservable inputs	Relation of unobservable inputs to fair value
Future City Shopping Centre in Wuhan	Combination of direct comparison method and investment method	(1) Reversionary yield: 4.95%	An increase in the reversionary yield would result in a decrease in fair value.
		(2) Estimated market comparable unit rate per square metre/month RMB: 214 to 278	An increase in the market rental unit rate would result in an increase in fair value.
Longgang Properties in Shenzhen	Comparable transactions method	(1) Estimated market unit sales price per square metre RMB: 4,000 to 54,000	An increase in the market unit sales price would result in an increase in the fair value.

2020

Investment Properties held by the Group	Valuation technique(s)	Significant unobservable inputs	Relation of unobservable inputs to fair value
Future City Shopping Centre in Wuhan	Combination of direct comparison method and investment method	(1) Reversionary yield: 4.95%	An increase in the reversionary yield would result in a decrease in fair value.
		(2) Estimated market comparable unit rate per square metre/month RMB: 167 to 271	An increase in the market rental unit rate would result in an increase in fair value.
Longgang Properties in Shenzhen	Comparable transactions method	(1) Estimated market unit sales price per square metre RMB: 3,500 to 51,200	An increase in the market unit sales price would result in an increase in the fair value.

NOTES TO THE CONSOLIDATED FINANCIAL STATEMENTS

For the year ended 31 December 2021

16. GOODWILL

	2021 <i>HK\$'000</i>	2020 <i>HK\$'000</i>
Cost		
At beginning of the year	191,598	366,203
Derecognised on disposal of subsidiaries (<i>Note 32</i>)	–	(174,605)
At end of the year	191,598	191,598
Impairment		
At beginning of the year	40,000	139,000
Impairment loss recognised in the year	–	40,000
Derecognised on disposal of subsidiaries (<i>Note 32</i>)	–	(139,000)
At end of the year	40,000	40,000
Carrying amount		
At end of the year	151,598	151,598

NOTES TO THE CONSOLIDATED FINANCIAL STATEMENTS

For the year ended 31 December 2021

16. GOODWILL (continued)

Impairment testing on Goodwill

Goodwill is assessed for impairment annually irrespective of whether there is any indication of impairment.

For the purpose of impairment testing, goodwill has been allocated to the cash generating units (“CGUs”) of property investment. At the end of the reporting period, the carrying amount of goodwill mainly represents goodwill arising from the acquisition of the entire equity interests of Precious Palace Enterprises Limited in July 2019:

	2021 <i>HK\$'000</i>	2020 <i>HK\$'000</i>
Property Investment CGU	151,598	151,598

The recoverable amount of property investment have been determined based on a value-in-use calculation represented by management based on cash flow projections. The key assumptions for the value-in-use calculations are those regarding discount rates, growth rates and expected changes to selling prices and direct costs during the period. Management estimates discount rates using pre-tax rates that reflect current market assessments of the time value of money and the risks specific to the CGUs. The growth rates are based on industry growth forecasts. Changes in selling prices and direct costs are based on past practices and expectations of future changes in the market. The Group prepares cash flow projections covering periods until the expiry of the relevant operation period. These cash flow projections for 5-year period are made based on property redevelopment plan and budget of the assessed entity and assuming that selling price is similar to comparable market price of neighbouring properties. The discount rate applied to the cash flow projections are based on the weighted average cost of capital, which is 16.73% (2020: 16.94%). The growth rate applied to the cash flow projections are 2% (2020: 3%). Subsequent to the date of this report, the Company has made an announcement that the entire equity interests of Precious Palace Enterprises Limited will be disposed at a consideration of HK\$840,000,000 (Note 39). Based on the foregoings, the recoverable amount of this CGU is higher than its carrying amount, and accordingly, the Group determined that there is no impairment for the goodwill for the year ended 31 December 2021 (2020: HK\$40,000,000, which was included in the other operating expense in the consolidated statement of profit or loss).

NOTES TO THE CONSOLIDATED FINANCIAL STATEMENTS

For the year ended 31 December 2021

17. LEASES

(a) Right-of-use assets

	Leasehold land HK\$'000 (Note a)	Leased properties HK\$'000 (Note b)	Total HK\$'000
COST			
At 1 January 2020	15,567	40,502	56,069
Addition	–	183	183
Early termination	–	(5,419)	(5,419)
Impairment loss	–	(2,936)	(2,936)
Exchange difference	927	1,468	2,395
At 31 December 2020	16,494	33,798	50,292
Addition	–	8,011	8,011
Written off	–	(27,792)	(27,792)
Early termination	–	(6,079)	(6,079)
Exchange difference	402	135	537
At 31 December 2021	16,896	8,073	24,969
ACCUMULATED DEPRECIATION			
At 1 January 2020	285	13,707	13,992
Provided for the year	311	13,774	14,085
Early termination	–	(3,787)	(3,787)
Exchange difference	36	1,046	1,082
At 31 December 2020	632	24,740	25,372
Provided for the year	334	8,591	8,925
Written off	–	(27,792)	(27,792)
Early termination	–	(4,227)	(4,227)
Exchange difference	20	43	63
At 31 December 2021	986	1,355	2,341
CARRYING AMOUNTS			
At 31 December 2021	15,910	6,718	22,628
At 31 December 2020	15,862	9,058	24,920

Notes:

- (a) The leasehold land with remaining lease term of 47 years.
- (b) As at 31 December 2021, the leased properties include certain leased office premises in the PRC and Hong Kong with remaining lease terms from 1 year to 3 years.

NOTES TO THE CONSOLIDATED FINANCIAL STATEMENTS

For the year ended 31 December 2021

17. LEASES (continued)

(b) Lease liabilities

	2021		2020	
	Present value of the lease payments HK\$'000	Total lease payments HK\$'000	Present value of the lease payments HK\$'000	Total lease payments HK\$'000
Lease liabilities payable:				
Within 1 year	2,826	2,891	10,013	10,361
After 1 year but within 2 years	2,689	2,891	1,492	1,601
After 2 years but within 5 years	1,285	1,435	1,311	1,338
	3,974	4,326	2,803	2,939
	6,800	7,217	12,816	13,300
Less: total future interest expenses		(417)		(484)
Present value of lease liabilities		6,800		12,816

The weighted average incremental borrowing rates applied to lease liabilities range from 4.35% to 5% (2020: 4.35% to 5.46%).

Lease obligation that are denominated in currencies other than the functional currencies of the relevant group entities are set out below:

	2021 HK\$'000	2020 HK\$'000
Currency – RMB	42	11,207

NOTES TO THE CONSOLIDATED FINANCIAL STATEMENTS

For the year ended 31 December 2021

18. INVENTORIES

	2021 <i>HK\$'000</i>	2020 <i>HK\$'000</i>
Consumables and spare parts	16	83

None of the inventories of the Group was carried at net realisable value at the end of the reporting period (2020: Nil).

19. INVENTORY OF PROPERTIES

	2021 <i>HK\$'000</i>	2020 <i>HK\$'000</i>
At beginning of the year	188,221	385,146
Recognition as cost of sales	–	(9,890)
Derecognised on disposal of subsidiaries (<i>Note 32</i>)	–	(160,806)
Impairment loss (<i>Note a</i>)	–	(41,679)
Exchange difference	3,206	15,450
At end of the year	191,427	188,221

	2021 <i>HK\$'000</i>	2020 <i>HK\$'000</i>
Properties held for sale	191,427	188,221

The inventory of properties are located in the PRC.

Note:

- (a) The impairment loss of the inventory of properties at 31 December 2020 has been arrived at on the basis of a valuation carried out by Peak Vision, independent qualified professional valuers not connected to the Group. The valuation technique adopted by Peak Vision was direct comparison method. The Group recognised an impairment loss of HK\$41,679,000 for the year ended 31 December 2020, which was included in the other operating expense in the consolidated statement of profit or loss.

NOTES TO THE CONSOLIDATED FINANCIAL STATEMENTS

For the year ended 31 December 2021

20. TRADE AND OTHER RECEIVABLES

	2021 HK\$'000	2020 HK\$'000
Trade receivables		
– contracts with customers (Note a)	9,281	11,226
– property investment business	11,010	15,674
Less: accumulated allowance for expected credit losses	(1,791)	(1,774)
	18,500	25,126
Prepayments and deposits (Note b)	29,400	29,908
Other receivables	13,418	14,768
Less: accumulated allowance for expected credit losses	(4,441)	(2,197)
	38,377	42,479
	56,877	67,605

Notes:

- (a) As at 1 January 2020, trade receivables from contracts with customers amounted to approximately HK\$9,787,000.
- (b) Included in prepayments and deposits are an amount of approximately HK\$5,412,000 (2020: approximately HK\$4,262,000) for the repair and maintenance deposit deposited with the government and an amount of approximately HK\$2,724,000 (2020: approximately HK\$3,858,000) for utility deposits. The remaining balance represents the prepayment for construction work and other prepaid expenses.

Details of the pledged trade receivables at 31 December 2021 and 2020 are set out in Note 33.

An aging analysis of trade receivables (net of accumulated allowance for expected credit losses) based on invoice dates at the end of the reporting periods is as follows:

	2021 HK\$'000	2020 HK\$'000
Within 90 days	6,671	19,655
91 to 180 days	6,758	1,420
Over 180 days	5,071	4,051
	18,500	25,126

NOTES TO THE CONSOLIDATED FINANCIAL STATEMENTS

For the year ended 31 December 2021

20. TRADE AND OTHER RECEIVABLES (continued)

The directors consider that the carrying amounts of trade and other receivables approximate their fair values.

Rental income from investment properties is received in accordance with the terms of the relevant lease agreements, normally within 1-3 months from the issuance of invoices to customers.

The following table shows the amounts of receivable which are past due but not impaired as the balances related to debtors with sound repayment history and there has not been a significant change in credit quality and the amounts are still considered recoverable.

An aging analysis of trade receivables past due but not impaired is as follows:

	2021 <i>HK\$'000</i>	2020 <i>HK\$'000</i>
Overdue by:		
1-30 days	–	–
31-60 days	–	–
61-180 days	6,758	1,420
Over 180 days	5,071	4,051
	11,829	5,471

The movement in the allowance for expected credit losses of trade and other receivables is as follows:

	2021 <i>HK\$'000</i>	2020 <i>HK\$'000</i>
At beginning of the year	3,971	–
Allowances for expected credit losses	2,261	3,971
At end of the year	6,232	3,971

Details of impairment assessment of trade and other receivables for the years ended 31 December 2021 and 2020 are set out in Note 5.

NOTES TO THE CONSOLIDATED FINANCIAL STATEMENTS

For the year ended 31 December 2021

21. BANK BALANCES AND CASH/ PLEDGED BANK DEPOSITS

Bank balances carry interest at market rates which ranging from 0.15% to 0.35% (2020: 0.15% to 0.35%) per annum.

Pledged bank deposit carries fixed interest rate of 3.48% per annum (2020: 3.48%) and represents deposit pledged to a bank to secure banking facilities granted to the Group. Deposits amounting to approximately of HK\$100,605,000 (2020: 95,238,000) has been pledged to secure short-term bank loan and therefore classified as current assets.

Details of impairment assessment of bank balances and pledged bank deposits are set out in Note 5.

22. TRADE AND OTHER PAYABLES

The following is an aging analysis of the Group's trade payables based on the invoice dates at the end of the reporting periods:

	2021 HK\$'000	2020 HK\$'000
Within 90 days	580	508
91 to 180 days	–	311
Over 180 days	6,680	7,322
Trade payables	7,260	8,141
Interest payables	57,338	37,235
Accrued expenses and other tax payables	8,563	9,441
Other payables (<i>Note a</i>)	70,609	66,553
	143,770	121,370

Trade payables principally comprise amounts outstanding for purchase of hotel consumables, construction materials and construction work of properties under development and investment properties.

The average credit period of trade payables is three to six months. The Group has financial risk management policies in place to ensure that all payables are paid within the credit timeframe.

The directors consider that the carrying amounts of trade and other payables approximate their fair value.

Note:

- (a) The other payables included approximately HK\$15,044,000 (2020: approximately HK\$12,011,000) of deposit received from tenants.

NOTES TO THE CONSOLIDATED FINANCIAL STATEMENTS

For the year ended 31 December 2021

23. CONTRACT LIABILITIES

The following is an analysis of the Group's contract liabilities:

	2021 <i>HK\$'000</i>	2020 <i>HK\$'000</i>
Deposits received for sale of properties	61	60
Receipt in advance for provision of property management services	1,009	761
	1,070	821

	2021 <i>HK\$'000</i>	2020 <i>HK\$'000</i>
Revenue recognised that was included in the contract liabilities balance at the beginning of the year	821	16,765

Considerations in respect of properties sold are received in accordance with the terms of the related sales and purchase agreements. The portions received on or before the date of delivery of the properties to customers are recorded as contract liabilities. The remaining balances are normally settled within 1-3 months from date of delivery of the properties to the customers.

24. DEPOSITS RECEIVED FOR LEASE OF PROPERTIES

The amounts which are expected to be realised within twelve months after the reporting date are classified under current liabilities as they are within the Group's normal operating cycle.

	2021 <i>HK\$'000</i>	2020 <i>HK\$'000</i>
Deposits received for lease of investment properties	12,988	13,600
Less: amounts shown under current liabilities	(6,220)	(6,233)
Amounts shown under non-current liabilities	6,768	7,367

NOTES TO THE CONSOLIDATED FINANCIAL STATEMENTS

For the year ended 31 December 2021

25. BORROWINGS

	2021 <i>HK\$'000</i>	2020 <i>HK\$'000</i>
Bank loans	565,488	540,773
Other loans	48,031	6,238
	613,519	547,011
Analysed as:		
Secured	565,488	540,773
Unsecured	48,031	6,238
	613,519	547,011
Carrying amounts represent repayable		
On demand or within one year	142,622	89,583
After one year, but not exceeding two years	93,154	47,012
After two years, but not more than five years	171,951	155,952
After five years	205,792	254,464
	613,519	547,011
Less: amounts due on demand or within one year shown under current liabilities	(142,622)	(89,583)
	470,897	457,428

Included in the borrowings are fixed rate borrowings as follows:

	2021 <i>HK\$'000</i>	2020 <i>HK\$'000</i>
Fixed rate borrowings repayable:		
– Within one year	124,329	77,024
– More than one year, but not exceeding two years	32,928	28,869
– More than two years, but not exceeding five years	98,780	96,429
– More than five years	109,451	136,607
	365,488	338,929

Bank loans and other loans carry interest at the prevailing market rates or fixed rates. Fixed rate borrowings carry interest at rates ranging from 4.08% to 7.5% (2020: 3.48% to 7.5%) per annum, while the variable rate borrowings carry interest at rates ranging from 5% to 8% (2020: 4.5% to 8.00%) per annum.

NOTES TO THE CONSOLIDATED FINANCIAL STATEMENTS

For the year ended 31 December 2021

25. BORROWINGS (continued)

The directors consider that the carrying amounts of borrowings approximate their fair value.

The Group's borrowings that are denominated in currencies other than the functional currency of the relevant group entities are set out below:

	2021	2020
	HK\$'000	HK\$'000
Currency – RMB	613,519	547,011

26. CONVERTIBLE NOTE

Convertible note due on 19 July 2022

On 19 July 2019, the Company issued convertible note with an aggregate principal amount of HK\$431,500,000 ("2022 Note"), due on 19 July 2022 and bearing interest at 3% per annum payable annually. The 2022 Note was issued to Sky Climber Development Limited, the vendor of the entire issued share capital of Precious Palace Enterprises Limited, a subsidiary of the Group. The 2022 Note is convertible into fully paid ordinary shares with par value of HK\$0.1 each of the Company at an initial conversion price of HK\$0.50, subject to adjustment.

On initial recognition, the equity component of the convertible note was separated from the liability component. The equity element is presented in equity as convertible notes equity reserve.

The carrying amount of the liability component of the convertible note at 31 December 2021 and 31 December 2020 amounted to approximately HK\$416,404,000 and HK\$393,802,000 respectively.

NOTES TO THE CONSOLIDATED FINANCIAL STATEMENTS

For the year ended 31 December 2021

26. CONVERTIBLE NOTE (continued)

Convertible note due on 19 July 2022 (continued)

Upon the full conversion of the outstanding 2022 Note at the conversion price of HK\$0.50 per conversion share, the outstanding 2022 Note would be converted into 863,000,000 shares, representing approximately 27.59% of the existing issued share capital of the Company as at the date of the annual report and approximately 21.62% of the share capital of the Company as enlarged by the allotment and issue of the conversion shares. The shareholding of the substantial shareholders of the Company, namely Mr. Li Chao Bo and CFIL, would be decreased from 23.30% to 18.26% and from 22.32% to 17.49% respectively.

The diluted loss per share for the year ended 31 December 2021 assuming all outstanding 2022 Note being converted was HK3.44 cents and is calculated by dividing the loss attribute to the shareholders of the Company by the total number of shares after all outstanding 2022 Note being converted. The calculation method of this diluted loss is not the same as those used in this annual report. According to Hong Kong Accounting Standard 33 paragraph 43, potential ordinary shares are anti-dilutive when their conversion to ordinary shares would increase earnings per share or decrease loss per share. The calculation of diluted loss per share does not assume conversion, exercise, or other issue of potential ordinary shares that would have an anti-dilutive effect on loss per share. The conversion of 2022 Note would have an anti-dilutive effect on loss per share and therefore the calculation of diluted loss per share in this annual report does not assume such conversion.

On the maturity date, any of the 2022 Note not converted or redeemed during the tenure will be redeemed at 100% of its principal amount and accrued interest. The Board has given consideration to the financial and liquidity position of the Company and believes that the Company has adequate resources, including but not limited to the cash inflows from future sales of properties and fund raising activities, to meet its redemption obligations under the 2022 Note.

NOTES TO THE CONSOLIDATED FINANCIAL STATEMENTS

For the year ended 31 December 2021

26. CONVERTIBLE NOTE (continued)

Based on the implied internal rate of returns of the 2022 Note, the Company's share prices as at 31 December 2021 would be equally financially advantageous for the securities holders to convert or redeem the convertible securities were HK\$0.54 per share.

The effective interest rate of 2022 Note is 9.19% per annum. The movements of the liability component of 2022 Note for the year is set out below:

Carrying amount of liability components of 2022 Note

	Total <i>HK\$'000</i>
At 1 January 2020	373,102
Interest charged (<i>Note 8</i>)	33,645
Interest paid/payable	<u>(12,945)</u>
At 31 December 2020 and 1 January 2021	393,802
Interest charged (<i>Note 8</i>)	35,547
Interest paid/payable	<u>(12,945)</u>
At 31 December 2021	<u>416,404</u>

	2021 <i>HK\$'000</i>	2020 <i>HK\$'000</i>
Analysed for reporting purposes as:		
Current liabilities	416,404	–
Non-current liabilities	–	393,802
	416,404	393,802

NOTES TO THE CONSOLIDATED FINANCIAL STATEMENTS

For the year ended 31 December 2021

27. PROMISSORY NOTE

	2021 <i>HK\$'000</i>	2020 <i>HK\$'000</i>
At beginning of the year	52,908	357,385
Interest charged (<i>Note 8</i>)	1,925	12,058
Interest payable	(1,604)	(10,115)
Redemption during the year	–	(310,000)
Loss on early redemption	–	3,580
At end of the year	53,229	52,908
	2021 <i>HK\$'000</i>	2020 <i>HK\$'000</i>
Analyses for reporting purposes as:		
Current liabilities	53,229	–
Non-current liabilities	–	52,908
	53,229	52,908

The promissory note was issued by the Company in connection with the acquisition of the entire issued share capital of Precious Palace Enterprises Limited (“Precious Palace”) on 19 July 2019. The promissory note represented part of the consideration for the acquisition. The outstanding principal amount of the promissory note amounting to HK\$53,500,000.

The promissory note is unsecured, bearing interest at 3% per annum and will mature on 19 July 2022. The effective interest rate of the promissory note is 3.70% per annum.

During the year ended 31 December 2020, the promissory note with partial principal amount of HK\$310,000,000 was early redeemed by the Company resulting in a loss on early redemption of approximately HK\$3,580,000.

28. SHARE CAPITAL

	Number of ordinary shares <i>HK\$0.1 each</i>	Amount <i>HK\$'000</i>
Authorised:		
At 1 January 2020, 31 December 2020, 1 January 2021 and 31 December 2021	5,000,000,000	500,000
Issued and fully paid:		
At 1 January 2020, 31 December 2020, 1 January 2021 and 31 December 2021	3,128,278,542	312,818

NOTES TO THE CONSOLIDATED FINANCIAL STATEMENTS

For the year ended 31 December 2021

29. SHARE OPTION SCHEME

The Company's share option scheme (the "Scheme") was adopted pursuant to a resolution passed on 3 June 2003 for the primary purpose of providing incentives to encourage its participants to perform their best in achieving the goals of the Company and enjoy its result. The participants are any director and eligible employee of the Group; any entity in which any member of the Group holds any equity interest (the "Invested Entity"); any supplier of goods or services and customers to any member of the Group or any Invested Entity; any person or entity that provides research, development or other technological support to any member of the Group or any Invested Entity; any adviser or consultant to any area of business or business development of any member of the Group or any Invested Entity; any shareholders of any member of the Group or any Invested Entity or any holder of any securities issued by any member of the Group or any Invested Entity; and any other group or classes of participants who have contributed or may contribute by way of joint venture, business alliance or other business arrangement to the development and growth of the Group, as absolutely determined by the board.

The maximum number of securities which may be allotted and issued upon the exercise of all outstanding options granted and yet to be exercised under the Scheme and any other share option scheme adopted by the Group must not in aggregate exceed 30% of the share capital of the Company in issue from time to time. The total number of shares which may be allotted and issued upon the exercise of all options to be granted under the Scheme of the Group must not in aggregate exceed 10% of the shares in issue on 25 June 2003, being the date on which the Company's shares were listed on the Stock Exchange. For the purpose of calculating the above, options lapsed in accordance with the Scheme shall not be counted.

The number of shares in respect of which options may be granted to any individual in any one year is not permitted to exceed 1% of the shares of the Company in issue at any point in time, without prior approval from the Company's shareholders.

The period within which the shares must be taken up under an option of the Scheme shall not be later than 10 years from the date the option is granted. There is no minimum period for which an option must be held before it can be exercised. HK\$1 is payable on acceptance of the options within 21 days from the date of grant. The subscription price is the highest of (i) the closing price of the shares quoted in the Stock exchange's daily quotations sheet for trade in one or more board lots of the shares on the date of the offer for the grant which must be a business day; (ii) the average closing price of the shares as quoted in the Stock Exchange's daily quotations sheet for the five business days immediately preceding the date of the offer for the grant; and (iii) the nominal value of a share. The Scheme is valid for 10 years from 3 June 2003. No further options may be granted pursuant to the Scheme after 2 June 2013.

The above Scheme expired during year ended 31 December 2013 and was replaced by a new share option scheme ("2013 Option Scheme") which carries the same terms as the scheme.

NOTES TO THE CONSOLIDATED FINANCIAL STATEMENTS

For the year ended 31 December 2021

29. SHARE OPTION SCHEME (continued)

On 18 June 2013, the shareholders of the Company at the annual general meeting approved the adoption of the 2013 Option Scheme and the termination of the Scheme which was adopted by the Company on 3 June 2003. The 2013 Option Scheme will expire on 17 June 2023. Options granted under the Scheme prior to such termination will continue to be valid and exercisable in accordance with the rules of the Scheme.

The following table discloses details of the Company's share options held by consultants and the movements during the year ended 31 December 2021:

Category	Date of grant	Exercise price HK\$	Exercisable period DD/MM/YYYY	At 1 January 2021	Granted during the year	Exercised during the year	Expired during the year	Lapsed during the year	Outstanding at 31 December 2021
Consultant	29/05/2013	0.6400	29/05/2013 to 28/05/2023	3,000,000	-	-	-	-	3,000,000
Consultant	16/06/2015	0.8800	16/06/2015 to 15/06/2025	5,000,000	-	-	-	-	5,000,000
Consultant	25/06/2015	0.9100	25/06/2015 to 24/06/2025	20,445,948	-	-	-	-	20,445,948
				28,445,948	-	-	-	-	28,445,948

The following table discloses details of the Company's share options held by consultants and the movements during the year ended 31 December 2020:

Category	Date of grant	Exercise price HK\$	Exercisable period DD/MM/YYYY	At 1 January 2020	Granted during the year	Exercised during the year	Expired during the year	Lapsed during the year	Outstanding at 31 December 2020
Consultant	29/05/2013	0.6400	29/05/2013 to 28/05/2023	3,000,000	-	-	-	-	3,000,000
Consultant	16/06/2015	0.8800	16/06/2015 to 15/06/2025	5,000,000	-	-	-	-	5,000,000
Consultant	25/06/2015	0.9100	25/06/2015 to 24/06/2025	20,445,948	-	-	-	-	20,445,948
				28,445,948	-	-	-	-	28,445,948

NOTES TO THE CONSOLIDATED FINANCIAL STATEMENTS

For the year ended 31 December 2021

29. SHARE OPTION SCHEME (continued)

The Group issues equity-settled share-based payments to directors, certain employees and consultants. Equity-settled share-based payments are measured at fair value (excluding the effect of non-market-based vesting conditions) at the date of grant. The fair value determined at the grant date of the equity-settled share-based payments is expensed on a straight-line basis over the vesting period, based on the Group's estimate of shares that will eventually be vested and adjusted for the effect of non-market-based vesting conditions. Options granted during the year 2010, 2013 and 2015 were vested at the date of grant.

The 2013 Option Scheme was adopted by way of Shareholders' resolution on 18 June 2013. Accordingly, the 2013 Option Scheme mandate limit that could be granted at the time of adoption of the Scheme was 180,872,286 shares.

On 3 June 2021, the 2013 Option Scheme mandate limit was refreshed to 312,827,854 shares (representing approximately 10% of the issued share capital of the Company as at 3 June 2021). As at 31 December 2021, the number of shares in respect of the options granted and remained outstanding under the 2013 Option Scheme was 28,445,948 (2020: 28,445,948) shares, representing approximately 0.91% (2020: 0.91%) of the issued share capital of the Company as at 3 June 2021. Under the current refreshed 2013 Option Scheme mandate limit, the share options which carry the rights to subscribe for 284,381,906 (2020: 284,381,906) shares (representing approximately 9.09% (2020: 9.09%) of issued share capital of the Company as at 3 June 2021) were available for granting by the Company as at 31 December 2021.

The fair value of the total options granted in the year measured as at 22 January 2015, 16 June 2015 and 25 June 2015 were approximately HK\$38,390,000, HK\$14,190,000 and HK\$5,001,000 respectively. The following significant assumptions were used to derive the fair value using the Black-Scholes model with Binomial Tree method:

1. an expected volatility was 26.1540%, 26.3530% and 26.3745% respectively;
2. no annual dividend yield expected;
3. the estimated expected life of the options granted in range (10 years); and
4. the risk free rate was 1.7159%, 1.8573% and 1.8433% respectively.

The Black-Scholes model with Binomial Tree method requires the inputs of highly subjective assumptions, including the volatility of share price. As changes in subjective input assumptions can materially affect the fair value of the options, in the directors' opinion, the existing model does not necessarily provide a reliable single measure of the fair value of the share options.

NOTES TO THE CONSOLIDATED FINANCIAL STATEMENTS

For the year ended 31 December 2021

30. DEFERRED TAX LIABILITIES

The following are the Group's major deferred tax assets and liabilities recognised and movements thereon during the current and prior reporting periods:

	Revaluation on investment properties <i>HK\$'000</i>	Revaluation gain arising from business combination <i>HK\$'000</i>	Total <i>HK\$'000</i>
At 1 January 2020	446,210	16,028	462,238
Exchange difference	23,014	–	23,014
Derecognised on disposal of subsidiaries (<i>Note 32</i>)	(44,779)	(5,622)	(50,401)
Charged to the consolidated statement of profit or loss for the year (<i>Note 10</i>)	(59,582)	–	(59,582)
At 31 December 2020 and 1 January 2021	364,863	10,406	375,269
Exchange difference	8,665	–	8,665
Charged to the consolidated statement of profit or loss for the year (<i>Note 10</i>)	(19,124)	–	(19,124)
At 31 December 2021	354,404	10,406	364,810

At 31 December 2021 and 2020, the Group had no unused tax losses available for offset against future profits and no deferred tax asset has been recognised accordingly.

NOTES TO THE CONSOLIDATED FINANCIAL STATEMENTS

For the year ended 31 December 2021

30. DEFERRED TAX LIABILITIES (continued)

Pursuant to the PRC Enterprise Income Tax Law, depending on the nationality and domicile of the foreign investors, a 5% to 10% withholding tax is levied on the dividends declared to foreign investors. The requirement has become effective from 1 January 2008 and applies to earnings after 31 December 2007. A lower withholding tax rate may be applied if there is a tax treaty between the PRC and the jurisdiction of the foreign investors. For the Group, the applicable rates range from 5% to 10%.

At 31 December 2021, the unrecognised deferred tax liabilities were approximately HK\$5,714,000 (2020: approximately HK\$5,430,000), relating to withholding tax that would be payable for undistributed profits of the PRC subsidiaries, as the directors consider that the timing for reversal of the related temporary differences can be controlled and such temporary differences will not be reversed in the foreseeable future. The total undistributed profits of these PRC subsidiaries at 31 December 2021 amounted to approximately HK\$57,139,000 (2020: approximately HK\$54,298,000).

31. RETIREMENT BENEFITS SCHEME

When the Mandatory Provident Fund Schemes Ordinance (“MPFO”) came into effect in Hong Kong on 1 December 2000, the Group established a mandatory provident fund scheme (the “MPF Scheme”) for its employees in Hong Kong.

Prior to the introduction of the MPF Scheme, the Group had operated a defined contribution scheme registered under the Occupational Retirement Schemes Ordinance (the “ORSO Scheme”) for its qualified employees in Hong Kong. The ORSO Scheme was discontinued in 2001 and the benefits of the employees were transferred to the MPF Scheme. The assets held under the ORSO Scheme, which were held separately from those of the Group, were also transferred directly to the MPF Scheme. For MPF Scheme, the Group contributes 5% of relevant payroll costs to the scheme, which contribution is matched by the employee.

The amounts charged to the consolidated statement of profit or loss represent contributions payable to the schemes by the Group at rates specified in the rules of the schemes less forfeiture, if any, arising from employees leaving the Group prior to completion of their qualifying service period.

The employees employed in the PRC subsidiaries are members of the state-managed retirement benefits MPF Schemes operated by the PRC government. The PRC subsidiaries are required to contribute a certain percentage of their payroll to the retirement benefits schemes to fund the benefits. The only obligation of the Group with respect to the retirement benefits schemes is to make the required contributions under the schemes.

At the end of the reporting period, there was no significant amount of forfeited contributions available to reduce future contributions.

NOTES TO THE CONSOLIDATED FINANCIAL STATEMENTS

For the year ended 31 December 2021

32. DISPOSAL OF SUBSIDIARIES

On 15 December 2021, the Group entered into a sale and purchase agreement with an independent third party to dispose of 100% equity interest in King Century Group Limited at a total consideration of HK\$10,000.

The net assets of King Century Group Limited at the date of disposal were as follow:

	2021 HK\$000
Amount due from group companies	4
Bank balances and cash	1
Net assets being disposed of	5
Less: consideration received	10
Gain on disposal of a subsidiary	(5)

	2021 HK\$000
Cash consideration	10
Less: bank balances and cash	(1)
Net cash inflow arising on the disposal	9

NOTES TO THE CONSOLIDATED FINANCIAL STATEMENTS

For the year ended 31 December 2021

32. DISPOSAL OF SUBSIDIARIES (continued)

On 15 December 2020, the Group entered into a sale and purchase agreement with Fit Energy Holdings Limited to dispose of 70% equity interest in Northern Sea Development Limited and its subsidiaries (collectively referred to as the “Northern Sea Group”) at a total consideration of approximately HK\$1,000,000. The disposal was completed on 31 December 2020.

The net liabilities of Northern Sea Group at the date of disposal were as follow:

	2020 HK\$'000
Property, plant and equipment	6
Investment properties	327,381
Goodwill	35,605
Account receivables	1,512
Other receivables	123,053
Prepayment	7,726
Inventory of properties	160,806
Bank balances and cash	7
Account payable	(23,118)
Other payables	(142,966)
Deposits received for sale & lease of properties	(205,242)
Borrowings	(529,650)
Income tax payable	(24,592)
Deferred tax liabilities	(50,401)
	<hr/>
Net liabilities being disposed of	(319,873)
Release of translation reserve	22,791
Release of capital reserve	(42,414)
Release of non-controlling interests	16,649
	<hr/>
	(322,847)
	<hr/>
Less: consideration received	(1,000)
	<hr/>
Gain on disposal of subsidiaries	(323,847)
	<hr/>
	2020 HK\$'000
	<hr/>
Cash consideration	1,000
Less: bank balances and cash	(7)
	<hr/>
Net cash inflow arising on the disposal	993
	<hr/>

NOTES TO THE CONSOLIDATED FINANCIAL STATEMENTS

For the year ended 31 December 2021

33. PLEDGED OF ASSETS

At the end of the reporting period, the following assets were pledged to secure general banking facilities granted to the Group:

	2021 <i>HK\$'000</i>	2020 <i>HK\$'000</i>
Investment properties situated in the PRC	1,475,560	1,269,439
Trade receivables from property investment business	–	2,381
Pledged bank deposits	100,605	95,238
	1,576,165	1,367,058

At 10 December 2021, the Group signed four loan agreements with an independent third party and money lender in the PRC for total credit limits of RMB40,000,000 and RMB20,000,000 respectively. Investment properties situated in Shenzhen amounting to HK\$129,468,000 have been pledged for the loan amount. At the date of this report, the total loan amount of RMB60,000,000 has not been drawn down.

34. OPERATING LEASES

The Group as lessor

The Group leases out investment properties under operating leases. Property rental income earned during the year was approximately HK\$39,658,000 (2020: approximately HK\$30,521,000). The properties are expected to generate rental yield of 1.86% (2020: 1.42%) per annum on an ongoing basis. The leases typically run for an initial period of 1 to 15 years. None of the leases includes variable lease payments.

At the end of the reporting period, the Group had contracted with tenants for the following future minimum lease payments:

	2021 <i>HK\$'000</i>	2020 <i>HK\$'000</i>
Within one year	22,043	14,737
After 1 year but within 2 years	10,823	6,181
After 2 years but within 3 years	3,373	6,220
After 3 years but within 4 years	–	3,149
	36,239	30,287

NOTES TO THE CONSOLIDATED FINANCIAL STATEMENTS

For the year ended 31 December 2021

35. RECONCILIATION OF LIABILITIES ARISING FROM FINANCING ACTIVITIES

The table below details changes in the Group's liabilities arising from financing activities, including both cash and non-cash changes. Liabilities arising from financing activities are those for which cash flows were, or future cash flows will be, classified in the Group's consolidated statement of cash flows as cash flows from financing activities.

	Interest payables HK\$'000	Borrowings HK\$'000	Convertible note HK\$'000	Promissory note HK\$'000	Lease liabilities HK\$'000	Total HK\$'000
At 1 January 2021	37,235	547,011	393,802	52,908	12,816	1,043,772
Cash flows	(38,143)	46,360	-	-	(11,901)	(3,684)
Interest expenses	58,188	-	35,547	1,925	533	96,193
Non-cash movement						
Addition of lease	-	-	-	-	8,011	8,011
Early termination of lease	-	-	-	-	(2,796)	(2,796)
Interest payable	-	-	(12,945)	(1,604)	-	(14,549)
Exchange differences	58	20,148	-	-	137	20,343
At 31 December 2021	57,338	613,519	416,404	53,229	6,800	1,147,290
	Interest payables HK\$'000	Borrowings HK\$'000	Convertible note HK\$'000	Promissory note HK\$'000	Lease liabilities HK\$'000	Total HK\$'000
At 1 January 2020	56,842	886,490	373,102	357,385	27,502	1,701,321
Cash flows	(120,779)	168,157	-	-	(5,754)	41,624
Interest expenses	102,274	-	33,645	12,058	1,080	149,057
Non-cash movement						
Addition of lease	-	-	-	-	183	183
Early termination of lease	-	-	-	-	(1,722)	(1,722)
Early redemption	-	-	-	(310,000)	-	(310,000)
COVID-19-related rent concessions received	-	-	-	-	(9,103)	(9,103)
Disposal of subsidiaries	-	(529,650)	-	-	-	(529,650)
Interest payable	-	-	(12,945)	(10,115)	-	(23,060)
Loss on early redemption	-	-	-	3,580	-	3,580
Exchange differences	(1,102)	22,014	-	-	630	21,542
At 31 December 2020	37,235	547,011	393,802	52,908	12,816	1,043,772

36. CONNECTED AND RELATED PARTY TRANSACTIONS

(a) Compensation to key management personnel:

The directors of the Company considered that they are the only key management personnel of the Group and their remuneration has been set out in Note 9.

(b) Related party transactions:

Other than as disclosed elsewhere in the consolidated financial statements, the Group has no related party transactions have been entered into during the year.

NOTES TO THE CONSOLIDATED FINANCIAL STATEMENTS

For the year ended 31 December 2021

37. PARTICULARS OF PRINCIPAL SUBSIDIARIES

(a) General information of subsidiaries

Particulars of the Company's principal subsidiaries as at 31 December 2021 and 2020 are as follows:

Name of subsidiary	Place of incorporation/ establishment/ operation	Paid-up capital/ registered capital	Percentage of issued capital/registered attributable to the Group		Proportion of voting power held		Principal activities
			2021	2020	2021	2020	
Directly held:							
China Water Property Investment Limited 中國水務地產投資有限公司	British Virgin Islands	USD10,000	100%	100%	100%	100%	Investment holdings
Green City Development Limited 綠色城市開發有限公司	British Virgin Islands	USD1	100%	100%	100%	100%	Investment holdings
Green Environmental Resources Limited 綠色環境資源有限公司	British Virgin Islands	USD1	100%	100%	100%	100%	Investment holdings
Top Rainbow Investment Limited	British Virgin Islands	USD50,000	100%	100%	100%	100%	Investment holdings
Indirectly held:							
China Water Property Corporate Finance Limited 中國水務地產企業財務有限公司	Hong Kong	HK\$10,000	100%	100%	100%	100%	Investment holdings
First Supreme Limited	British Virgin Islands	USD1	100%	100%	100%	100%	Investment holdings
Hense Investments Limited 康士投資有限公司	British Virgin Islands	USD1	100%	100%	100%	100%	Investment holdings
Land Silver Limited	British Virgin Islands	USD1	100%	100%	100%	100%	Investment holdings
First Dynasty Limited	British Virgin Islands	USD1	100%	100%	100%	100%	Investment holdings
Hong Kong Walter Hotel Management Group Limited 香港沃爾特酒店管理集團有限公司	British Virgin Islands	USD1	100%	100%	100%	100%	Investment holdings
King Century Group Limited	British Virgin Islands	USD1	-	100%	-	100%	Investment holdings
China City Infrastructure (Hong Kong) Limited 中國城基(香港)有限公司	Hong Kong	HK\$10,000	100%	100%	100%	100%	Investment holdings
China Water Real Property Limited 中國水務房地產有限公司	Hong Kong	HK\$10,000	100%	100%	100%	100%	Investment holdings

NOTES TO THE CONSOLIDATED FINANCIAL STATEMENTS

For the year ended 31 December 2021

37. PARTICULARS OF PRINCIPAL SUBSIDIARIES (continued)

(a) General information of subsidiaries (continued)

Name of subsidiary	Place of incorporation/ establishment/ operation	Paid-up capital/ registered capital	Percentage of issued capital/registered attributable to the Group		Proportion of voting power held		Principal activities
			2021	2020	2021	2020	
China Water Property Land Development Limited 中國水務地產開發有限公司	Hong Kong	HK\$10,000	100%	100%	100%	100%	Investment holdings
China Water Property (Hong Kong) Group Limited 中國水務地產(香港)集團有限公司	British Virgin Islands	USD1	100%	100%	100%	100%	Investment holdings
China Water Property Development Limited 中國水務地產發展有限公司	Hong Kong	HK\$1	100%	100%	100%	100%	Investment holdings
Water Property Hubei Group Limited* 水務地產湖北集團有限公司	PRC	RMB200,000,000	100%	100%	100%	100%	Property development
Wuhan Xingiaohui Commercial Property Management Company Limited* 武漢新潮薈商業管理有限公司	PRC	RMB10,000,000	100%	100%	100%	100%	Provision of management services
Wuhan Kaiyue Property Development Company Limited* 武漢凱越房地產開發有限公司	PRC	RMB50,000,000	100%	100%	100%	100%	Property development and sale of properties
Wuhan Future City Hotel Management Company Limited* 武漢未來城大酒店管理有限公司	PRC	RMB5,000,000	100%	100%	100%	100%	Provision of hotel operation
Wuhan Future City Technology Incubator Company Limited* 武漢未來城科技孵化器有限責任 公司	PRC	RMB1,000,000	100%	100%	100%	100%	Provision of management service
Wuhan Zhong Nan Automobile Parts And Accessories Company Limited* 武漢市中南汽車配件配套 有限責任公司	PRC	RMB50,000,000	100%	100%	100%	100%	Property development and sale of properties

NOTES TO THE CONSOLIDATED FINANCIAL STATEMENTS

For the year ended 31 December 2021

37. PARTICULARS OF PRINCIPAL SUBSIDIARIES (continued)

(a) General information of subsidiaries (continued)

Name of subsidiary	Place of incorporation/ establishment/ operation	Paid-up capital/ registered capital	Percentage of issued capital/registered attributable to the Group		Proportion of voting power held		Principal activities
			2021	2020	2021	2020	
Wuhan Future City Property Management Company Limited* 武漢未來城物業管理有限公司	PRC	RMB500,000	100%	100%	100%	100%	Provision of management services
China Infrastructure Investments Company Limited 中國基礎設施投資有限公司	Hong Kong	HK\$1	100%	100%	100%	100%	Investment holdings
China Environment Investment Limited 中國環境投資有限公司	Hong Kong	HK\$1	100%	100%	100%	100%	Investment holdings
Meissen Financial Leasing (Shanghai) Company Limited* 邁森融資租賃(上海)有限公司	PRC	RMB219,666,229	100%	100%	100%	100%	Investment holdings
Wuhan Chengji Commodity City Management Company Limited* 武漢城基小商品城商業管理有限公司	PRC	RMB500,000	100%	100%	100%	100%	Provision of management services
Shenzhen Huafeng Infrastructure Investments Company Limited* 深圳華峰基礎設施投資有限公司	PRC	RMB20,000,000	100%	100%	100%	100%	Investment holdings
Precious Palace Enterprise Limited	BVI	HK\$390,000	100%	100%	100%	100%	Investment holdings
Mimiro Industrial Co. Limited	Hong Kong	HK\$500,000	100%	100%	100%	100%	Investment holdings
Fengzhen Industrial Development (Shenzhen) Co. Limited 鳳珍實業發展(深圳)有限公司	PRC	RMB13,080,000	100%	100%	100%	100%	Property investment
Shangrao Zhong Cheng Jian Tourism Development Limited* 上饒市中城建旅遊開發有限公司	PRC	RMB30,000,000	100%	100%	100%	100%	Tourism Development

Notes:

- (i) None of the subsidiaries had any debt securities outstanding during the year or at the end of the reporting period.

The above table lists the subsidiaries of the Group which, in the opinions of the directors, principally affected the results or assets of the Group. To give details of other subsidiaries would, in the opinion of the directors, result in particulars of excessive length.

* for identification purpose only

NOTES TO THE CONSOLIDATED FINANCIAL STATEMENTS

For the year ended 31 December 2021

38. STATEMENT OF THE FINANCIAL POSITION OF THE COMPANY

	2021 HK\$'000	2020 HK\$'000
ASSETS		
Non-current asset		
Interests in subsidiaries	1,400,198	1,404,644
Current assets		
Other receivables	371	573
Bank balances	318	5,748
	689	6,321
TOTAL ASSETS	1,400,887	1,410,965
EQUITY AND LIABILITIES		
EQUITY		
Share capital	312,828	312,828
Reserves (Note)	532,943	580,687
	845,771	893,515
Non-current liabilities		
Promissory note – due after one year	–	52,908
Convertible note – due after one year	–	393,802
	–	446,710
Current liabilities		
Other payables and accruals	85,483	70,740
Premissory note – due within one year	53,229	–
Convertible note – due within one year	416,404	–
TOTAL LIABILITIES	555,116	517,450
TOTAL EQUITY AND LIABILITIES	1,400,887	1,410,965
NET CURRENT LIABILITIES	(554,427)	(64,419)
TOTAL ASSETS LESS CURRENT LIABILITIES	845,771	1,340,225

The Company's statement of financial position was approved and authorised for issue by the board of directors on 29 April 2022 and are signed on its behalf by:

Li Chao Bo
DIRECTOR

Ye Tianfang
DIRECTOR

NOTES TO THE CONSOLIDATED FINANCIAL STATEMENTS

For the year ended 31 December 2021

38. STATEMENT OF THE FINANCIAL POSITION OF THE COMPANY (continued)

Note: Movement in the Company's reserves

	Share premium HK\$'000	Contributed surplus HK\$'000	Convertible notes equity reserve HK\$'000	Share options reserve HK\$'000	Accumulated losses HK\$'000	Total HK\$'000
At 1 January 2020	1,741,104	71,463	67,363	6,702	(1,106,230)	780,402
Loss for the year	-	-	-	-	(199,715)	(199,715)
At 31 December 2020 and 1 January 2021	1,741,104	71,463	67,363	6,702	(1,305,945)	580,687
Loss for the year	-	-	-	-	(47,744)	(47,744)
At 31 December 2021	1,741,104	71,463	67,363	6,702	(1,353,689)	532,943

The contributed surplus represents the difference between the book values of the underlying net assets of the subsidiaries at the date on which they were acquired by the Company and the nominal amount of the Company's shares issued under the Group Reorganisation.

The Company's reserves available for distribution to its shareholders comprise share premium, contributed surplus, convertible notes equity reserve, share options reserve and accumulated losses which in aggregate amounted to approximately HK\$533 million at 31 December 2021 (2020: approximately HK\$581 million). Under the Companies Law (Revised) of the Cayman Islands, the share premium of the Company is available for distributions or paying dividends to shareholders subject to the provisions of its Memorandum and Articles of Association and provided that immediately following the distributions or payment of dividends, the Company is able to pay its debts as they fall due in the ordinary course of business. In accordance with the Company's Articles of Association, dividends shall be payable out of retained earnings or other reserves, including the share premium account, of the Company.

39. EVENTS AFTER THE REPORTING PERIOD

On 25 April 2022, Green City Development Limited (the "Vendor"), a wholly owned subsidiary of the Company, entered into a sale and purchase agreement with Sky Climber Development Limited as the purchaser, to dispose of the entire equity interests of Precious Palace Enterprises Limited held by the Vendor at the consideration of HK\$840,000,000. Details of the disposal were set out in the Company's announcement dated 25 April 2022.

40. COMPARATIVE FIGURES

Certain comparative figures have been reclassified to conform with the current year's presentation.

FINANCIAL SUMMARY

RESULTS

	Year ended 31 December				
	2017 HK\$'000	2018 HK\$'000	2019 HK\$'000	2020 HK\$'000	2021 HK\$'000
Continuing operations					
Revenue	628,890	293,593	101,107	73,742	75,085
Profit (loss) from operations	(104,845)	(29,293)	1,766	(4,825)	(90,042)
Finance costs	(185,553)	(138,824)	(141,923)	(149,057)	(96,193)
Loss before tax	(290,398)	(168,117)	(140,157)	(153,882)	(186,235)
Income tax (expenses) credit	6,513	(8,233)	(38,082)	58,138	19,124
Loss for the year before discontinued operation	(283,885)	(176,350)	(178,239)	(95,744)	(167,111)
Discontinued operation	(5,337)	-	-	-	-
Loss before non-controlling interests	(289,222)	(176,350)	(178,239)	(95,744)	(167,111)
Non-controlling interests	2,307	1,467	2,301	10,403	-
Loss for the year attributable to owners of the Company	(286,915)	(174,883)	(175,938)	(85,341)	(167,111)
Loss per share from continuing and discontinued operations	<i>HK Cents</i>	<i>HK Cents</i>	<i>HK Cents</i>	<i>HK Cents</i>	<i>HK Cents</i>
- Basic	(10.80)	(5.67)	(5.66)	(2.73)	(5.34)
- Diluted	(10.80)	(5.67)	(5.66)	(2.73)	(5.34)

ASSETS AND LIABILITIES

	Year ended 31 December				
	2017 HK\$'000	2018 HK\$'000	2019 HK\$'000	2020 HK\$'000	2021 HK\$'000
Total assets	4,008,260	2,867,835	3,672,640	2,709,722	2,678,160
Total liabilities	(2,395,926)	(1,606,472)	(2,517,818)	(1,566,686)	(1,663,046)
Non-controlling interests	(99,830)	-	5,734	-	-
Equity attributable to owners of the Company	1,512,504	1,261,363	1,160,556	1,143,036	1,015,114

PROPERTIES PARTICULARS

Property Projects of the Group at 31 December 2021 is set out below.

	Property Projects	Type	Lease Term	Site Area (Square Metres)	Gross Floor Area (Square Metres)	Stage of Completion	Interest attributable to the Group	Anticipated Completion
1.	Future City Situated on No. 147, Luo Shi Road South, Hongshan District, Wuhan City, Hubei Province, the PRC	Residential/ Commercial/ Hotel	Medium	19,191	145,273	Completed	100%	-
2.	Future Mansion Situated on No. 378, Wu Lo Road, Hongshan District, Wuhan City, Hubei Province, the PRC	Residential	Medium	5,852	42,149	Completed	100%	-
3.	Zhongshui • Longyang Plaza Situated on Land Lot No. 19C2 Located at Wuhan Economic and Technological Development Zone, Wuhan City, Hubei Province, the PRC	Commercial	Medium	30,625	135,173	Completed	100%	-